

Carver C52 Coupe

Price

Base Price

Specifications

Length Overall	51'10"
BEAM	15'8"
Dry Weight	43,000 Lbs
Tested Weight	
Draft	4'4"
Draft Up	
Draft Down	
Air Draft	
Deadrise/Transom	
Max Headroom	
Bridge Clearance	
Weight Capacity	
Person Capacity	
Fuel Capacity	550 Gallons

Water Capacity	150 Gallons
Length on Trailer	
Height on Trailer	
Trailer Weight	
Total Weight	
Aft Deck	
Salon Inside Width	
Salon Fore & Aft	
Salon Height	
Salon Volume	
Galley Volume	
Master SR Width	
Master SR fore & Aft	
Master SR Overhead	
Master SR Volume	
Eng. Room Volume	

Acceleration Times & Conditions

Time to Plane	
0 to 20	
Ratio	
Props	
Load	
Climate	

Builders Commentary

Carver Yachts is continuing to blaze new trails in the mid-size luxury yacht market with the introduction of its new C52 Coupe. With its full beam master stateroom with private head and separate shower, spacious forward guest stateroom and head plus large third stateroom, the new C52 Coupe is raising the bar for luxury and cruising comfort.

Layout

Image not found or type unknown

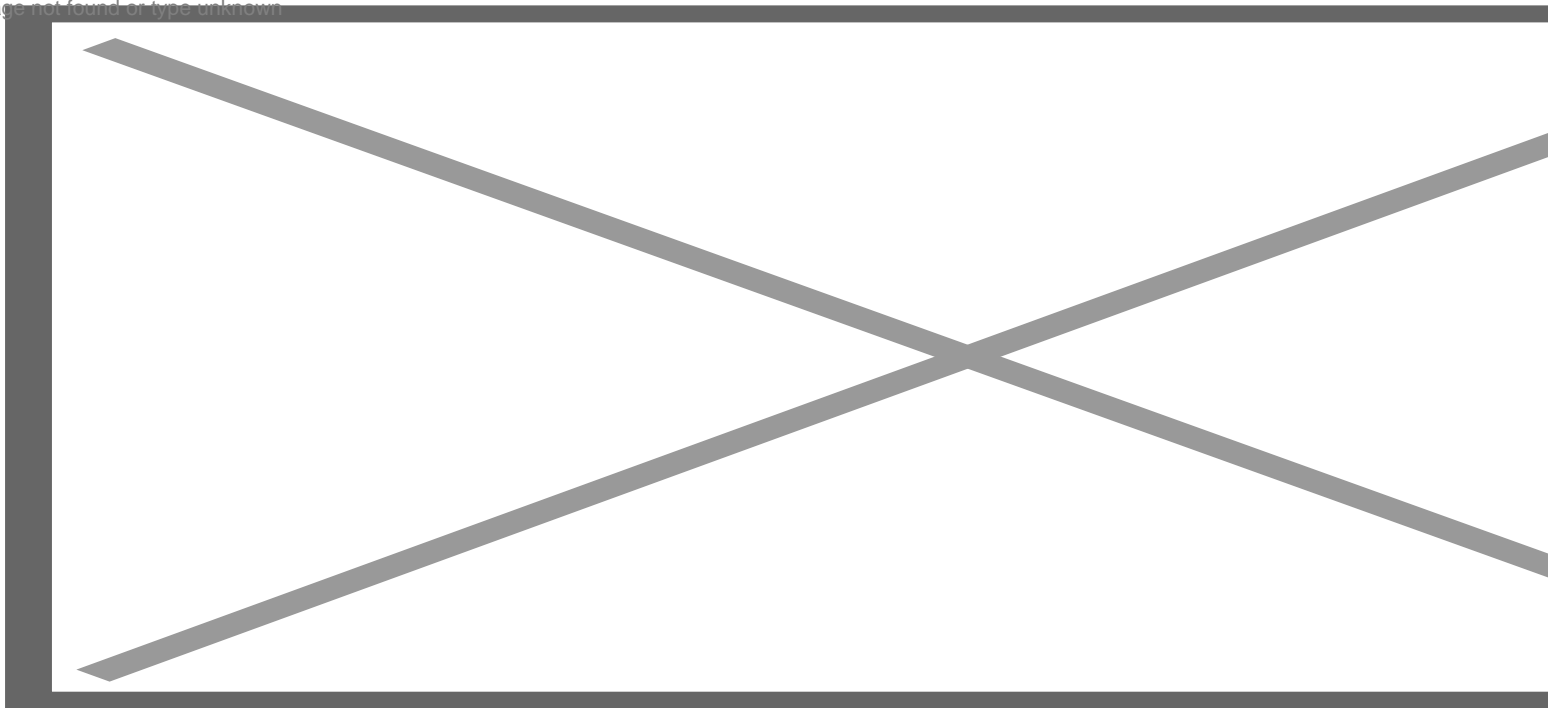
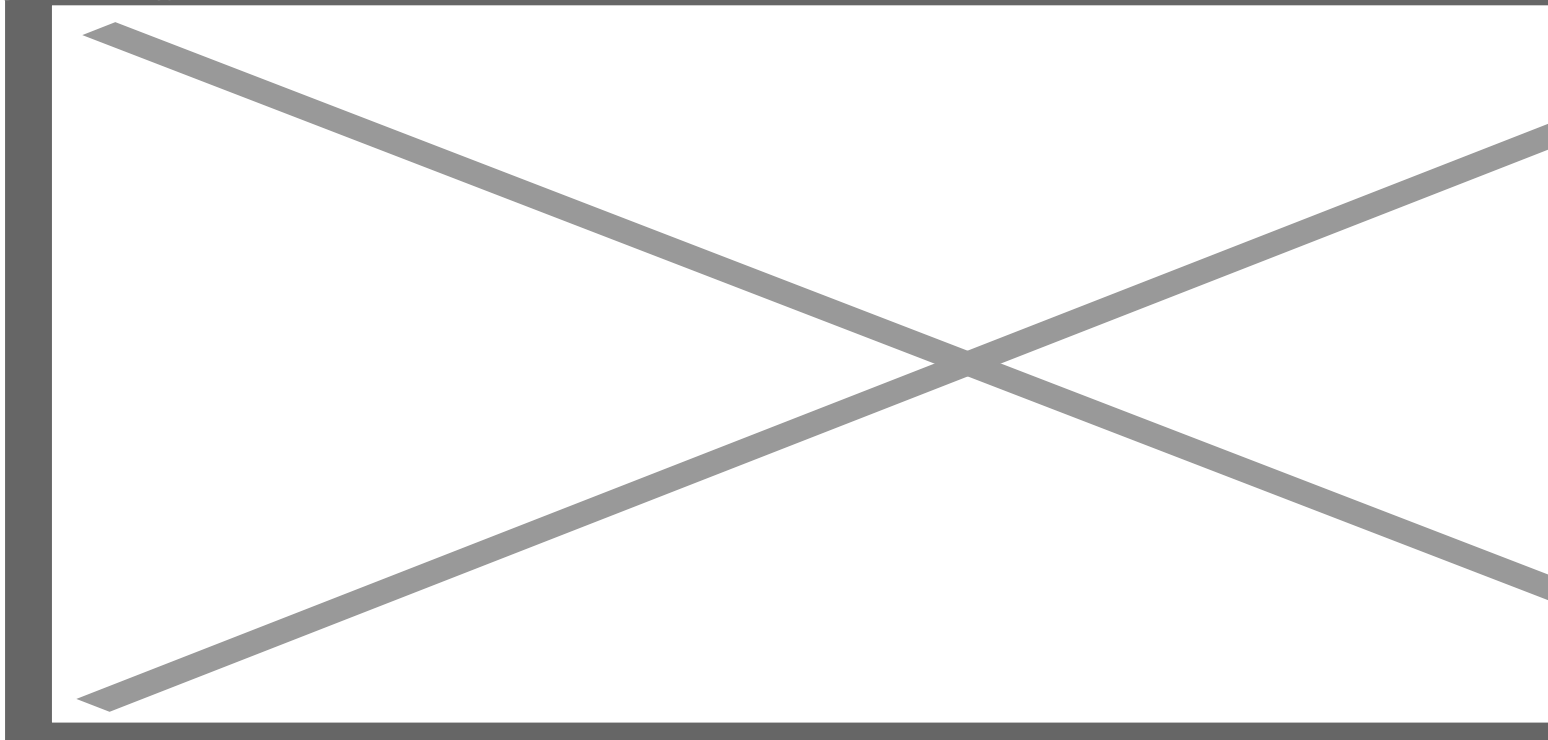


Image not found or type unknown



Interior

Image not found or type unknown



Image not found or type unknown



Image not found or type unknown



Image not found or type unknown



Image not found or type unknown



Image not found or type unknown




Image not found or type unknown



Image not found or type unknown



Image not found or type unknown



Image not found or type unknown



Image not found or type unknown



Image not found or type unknown



Image not found or type unknown



Standard Features

Construction

- 10-year structural hull limited warranty
- Vinyl: expanded back, heavy-duty marine grade.
- Electrical system: Color-coded tinned copper conductors.
- Fiberglass: Combination of vacuum infused and hand-laid.
- Fiberglass hat section stringer system.
- Insulation: thermal and acoustical.
- Meets or exceeds all applicable U.S. Coast Guard safety standards.
- NMMA certified.
- CE certification available.

Electrical

- Horn, 12V dual trumpet.
- Lighting fixtures, 12V.
- Navigation lights (USCG/COL REG approved).
- Electric searchlight.
- Fail-Safe shore power galvanic isolator.
- Surge Guard AC electrical system protector.
- Battery switches on/off, electric remote operation (port engine battery, starboard engine battery, generator battery, accessory battery).

- Batteries: (4) Engine 31 series, (1) Ship service 8D series deep cycle, (1) generator 24 series OPT (4) Bow & stern thrusters 31 series.
- Electronic battery charger – 24V/30 amp (engine and thruster batteries).
- Electronic battery charger 12V/60 amp (accessory and generator battery charger).
- Dockside inlet: Dual 240V/50 amp with 50-ft. cord.
- CATV inlet.
- Distribution panel: 120/240V AC, with circuit breakers, voltmeter and amp meter.
- Distribution panel: 12V DC, with circuit breakers, volt meter and amp meter.
- Zincs: Sacrificial with bonding system and isolator.
- High bilge water alarm.
- Air conditioning

Propulsion

- Cummins QSB 6.7 480 HP Diesel Engines
- Engine alarm system.
- Racor fuel filters.
- 24V starting system.
- Internal seawater strainers.
- Steering: Hydraulic power assist.

Hull & Deck

- Gunwale trim: stainless steel.
- Bow chafe plate: stainless steel.
- Cleats w/ line chafe plates: Euro style, (2) 12" bow cleats, (2) 12" spring line cleats and (4) 12" stern cleats, (1) 12" anchor cleat
- Hatch: (1) bow, integrated to deck styling.
- Deck fitting: fuel fills (2) port and starboard, transom location.
- Deck fitting: fresh water fill (1) Starboard side deck.
- Deck fitting: waste, pump-out (1) Starboard side access.
- Rails: Bow, 1" stainless steel, welded, top rail and 1" stanchions, custom rail bases with set screw installation.

- Grab rails: stainless steel, 1”.
- Transom platform: Fixed with swim ladder and grab rail.
- Windows: forward, tempered safety glass, non-opening, 10mm grey glass.
- Windows: upper sides / Mid sides with opening slider, tempered safety glass, 8mm grey glass.
- Foredeck sun pad: Reclined, drink holders.
- Windshield weather cover: Color coordinated.
- Hull windows: fixed glass with integrated opening ports.
- Master Stateroom hull-side window: fixed, grey glass w/ opening port (2).
- Nonskid fiberglass decks (diamond pattern).
- Vinyl ester barrier coat.
- Anti-fouling bottom paint.
- Bronze sea cocks – all underwater through hulls – double SS hose clamps.
- Chrome plated bronze through hulls above water line.
- Standard cream gel coat for hull and deck.
- Exterior décor lighting.
- Ground tackle includes Prince 1000 windlass, anchor, chain, shackle and line with snap hook.

Master Head

- Door: Locking.
- Lights: 2 LED in shower overhead.
- 4 LED in head compartment overhead.
- Enclosed shower: Molded fiberglass floor liner, glass bulkhead and frameless glass entry door with tile accent and teak seat.
- Vanity cabinet: Solid surface countertop and vessel sink, storage below.
- Upper vanity upper storage.
- Mirror: Above vanity
- Exhaust fan.
- Tecma Ez Fit heads (fresh water flush).
- Towel bars.
- Robe hook
- Toilet paper holder
- 110V outlet, ground fault protected
- Fixed hull windows w/ opening port lights (1), window blinds.

- Tile floor.

Master Stateroom

- Door: Private access to stateroom from salon, locking.
- Berth: Island, queen-sized bed with pillow top innerspring mattress.
- Lights: 11 LED overhead, dimmer.
- Lights: Rope accent lighting on headboard and soffit
- Lights: Rope accent lighting under berth overhang.
- Lights: 2 Reading
- Lights: 1 Table lamp.
- Lights: Stairwell courtesy.
- Storage: Starboard hanging locker w/ drawer storage below (2), upholstered bench outboard.
- Drawer storage: Port, 2 drawers.
- 110V outlets, ground fault protected (3).
- Fixed hull windows w/ opening port lights (2), window blinds
- CO detector.
- Lounge: Port sofa.
- Night stands: Both sides of berth.

Hardware & Equipment Plumbing

- Bilge pumps: (3) 2000 gph, manual and automatic, (1) 900 gph automatic.
- Water system: Pressure-demand (hot/cold) with accumulator tank and charcoal filter
- Water heater: 20-gallon.
- Dockside water inlet (pressurized).
- Water and waste monitor.

Helm

- Accessory outlets (1) 12V
- Helm seat double wide, high-quality elegant upholstery, 4-way power
- Custom tilt steering wheel with Carver logo
- Beverage holders (2) stainless steel
- Instrumentation: 7" color LCD digital engine display
- Provisions for mounting full electronics – 2 each
- Flush mount compass
- Spotlight control.
- Start/stop panels (1)
- Trim tab controls with position indicator
- Cummins electronic engine controls
- Dual USB charging ports
- Waterproof accessory switches

VIP Stateroom

- Door: Access to stateroom, locking.
- Berth: island, queen-sized bed with pillow top innerspring mattress.
- Lights: 5 LED overhead, dimmer.
- Lights: Rope accent in soffit.
- Lights: 2 reading.
- Lights: 1 table lamp.
- Shelves: Hull sides.
- Storage: hanging locker starboard, drawer storage below.
- Storage: outboard lower storage, both port and starboard.
- Storage: port storage (2).
- 110V outlets, ground fault protected (2).
- Deck hatch with integrated escape ladder.
- Fixed hull windows (2) window blinds.
- CO detector.

Guest Stateroom

- Door: Locking
- Lights: 4 LED overhead
- Lights: Courtesy lighting in walkway between berths.
- Lights: 2 reading.
- Two bunk beds with foam mattresses, access to storage under inboard and outboard berths.
- Hanging locker: starboard.
- 110V outlets, ground fault protected (1).
- Fixed hull windows w/ opening port, (1) window blinds.
- CO detector.
- Overhead skylight closeout: Finished metal trim
- Nightstand: Between twin berths, small storage area.

Guest Head

- Door: Locking.
- Lights: 1 LED in shower overhead.
- 4 LED in head compartment overhead.
- Enclosed shower: Molded, reinforced fiberglass with enclosure, glass shower door, teak seat
- Vanity cabinet: Solid surface countertop and vessel sink, storage below
- Above sink cabinet: Mirrored doors.
- Exhaust fan.
- Tecma Ez Fit head (fresh water flush).
- Towel bars
- Toilet paper holder.
- Robe hook.
- 110V outlet, ground fault protected.
- Fixed hull windows with opening port lights (1), window curtain.
- Tile floor.

Mechanical

- Windshield wipers: port and starboard, intermittent and touch wipe.

- Windshield washer system.
- Trim tabs: 12x30" planes.
- Fire extinguisher system: automatic FE 227 with emergency manual discharge.

Foyer

- Lights: 1 LED in overhead.

Salon

- 8 piece decorator pillow set
- Coordinated decorator blinds
- Lights: 14 overhead, 12V, LED, brushed stainless steel, dimmer
- Starboard aft entertainment center: 40" LED/LCD TV, Blu-Ray player.
- AM/FM stereo, multi-media player with 4 coaxial speakers in salon, 2 in cockpit with amplifier.
- CO detector.
- Color coordinated port and starboard sofa.
- Starboard end table w/ lamp.
- Opening window: Port and starboard.
- Salon table: Wood with stainless pedestal, hi-lo, convert to berth.
- Opening sunroof, electric powered, carbon fiber
- Dual aft skylights-smoked gray glass with switch shield technology.

Galley

- Port aft galley with solid surface counter top.
- Storage: Overhead, high gloss white lacquer cabinetry.
- Drawers: 4.
- Stowage cabinets: 4.
- Flooring: Hardwood.
- Sink: Under mount stainless steel with decorator faucet.
- Stove: Two burner induction cook top.

- Refrigerator: VitriFrigo DW360 10.6 cu ft.
- 110V outlet: 2, ground fault protected.
- Lights: overhead (9), LED.
- Microwave: Convection, below cook top.
- Slide out trash on starboard side below TV.
- Additional storage on starboard side below TV.
- Storage cabinet for (4) place settings.
- Opening sunroof, electric powered, carbon fiber.
- Dual aft skylights: Smoked gray glass with switch shield technology

Cockpit & Swim Platform

- Salon / Cockpit door: Painted aluminum frame, hinged door with bi-fold.
- Aft cockpit seat, hatch for crew quarter access.
- Courtesy lights: Floor illumination, 9 (white LED).
- Lighting: Overhead, 4, polished chrome rings (white LED).
- Molded stair access to side decks, port and starboard with stainless steel hand rail.
- Hatch: Engine room access.
- Transom with hinged gate, starboard.
- Storage: Port aft of salon door, under starboard side deck step areas, fiberglass door and interior closeout.
- Storage: Aft port and starboard storage tub under cockpit seat.
- Storage: Aft port and starboard on transom outboard of walkway, fiberglass door and interior close out.
- Storage, transom: Port and starboard compartments. Shore power hookup on starboard side. Wash downs on port side.
- Storage, transom: Large centerline storage tub with access from transom or through the cockpit seat.
(Not available with crew option)
- 2 Coaxial stereo speakers.
- Transom handshower.
- Seat covers.

