

Catalina Yachts 355

Price

Base Price

Specifications

Length Overall	35'5"
BEAM	12'
Dry Weight	
Tested Weight	
Draft	6'8"
Draft Up	
Draft Down	
Air Draft	
Deadrise/Transom	
Max Headroom	
Bridge Clearance	
Weight Capacity	
Person Capacity	
Fuel Capacity	30 Gallons

Water Capacity	101 Gallons
Length on Trailer	
Height on Trailer	
Trailer Weight	
Total Weight	
Aft Deck	
Salon Inside Width	
Salon Fore & Aft	
Salon Height	
Salon Volume	
Galley Volume	
Master SR Width	
Master SR fore & Aft	
Master SR Overhead	
Master SR Volume	
Eng. Room Volume	

Acceleration Times & Conditions

Time to Plane	
0 to 20	
Ratio	
Props	
Load	
Climate	

Builders Commentary

The qualities admired in Catalina's award-winning 445—versatile, fast, comfortable spacious and safe—formed the basis of the newest model in the Catalina fleet. Presenting the all-new Catalina 355, a new hull design with a long waterline, moderate beam and freeboard, and a handsome low-profile cabin structure.

Everywhere you look on the 355, you'll find features that make sailing for the day or for extended periods a pure pleasure. Precise mainsail control is a snap with a 5' long traveler. Long, inboard genoa tracks accommodate headsails from a powerful 155% genoa to a storm jib, allowing a balanced sail plan for all wind conditions. The inboard shrouds and hardware facilitates tighter sheeting angles for upwind performance, and wide, unobstructed weather decks for safety.

Some features inspired by her predecessor are an articulating forward berth with innerspring mattress, a dedicated filter locker, large cockpit locker with gull wing hatch and available quad-leaf folding table.

The 355 is fast and comfortable with qualities proven in its pedigree that are sure to win you over.

Interior/Layout

Image not found or type unknown




Image not found or type unknown


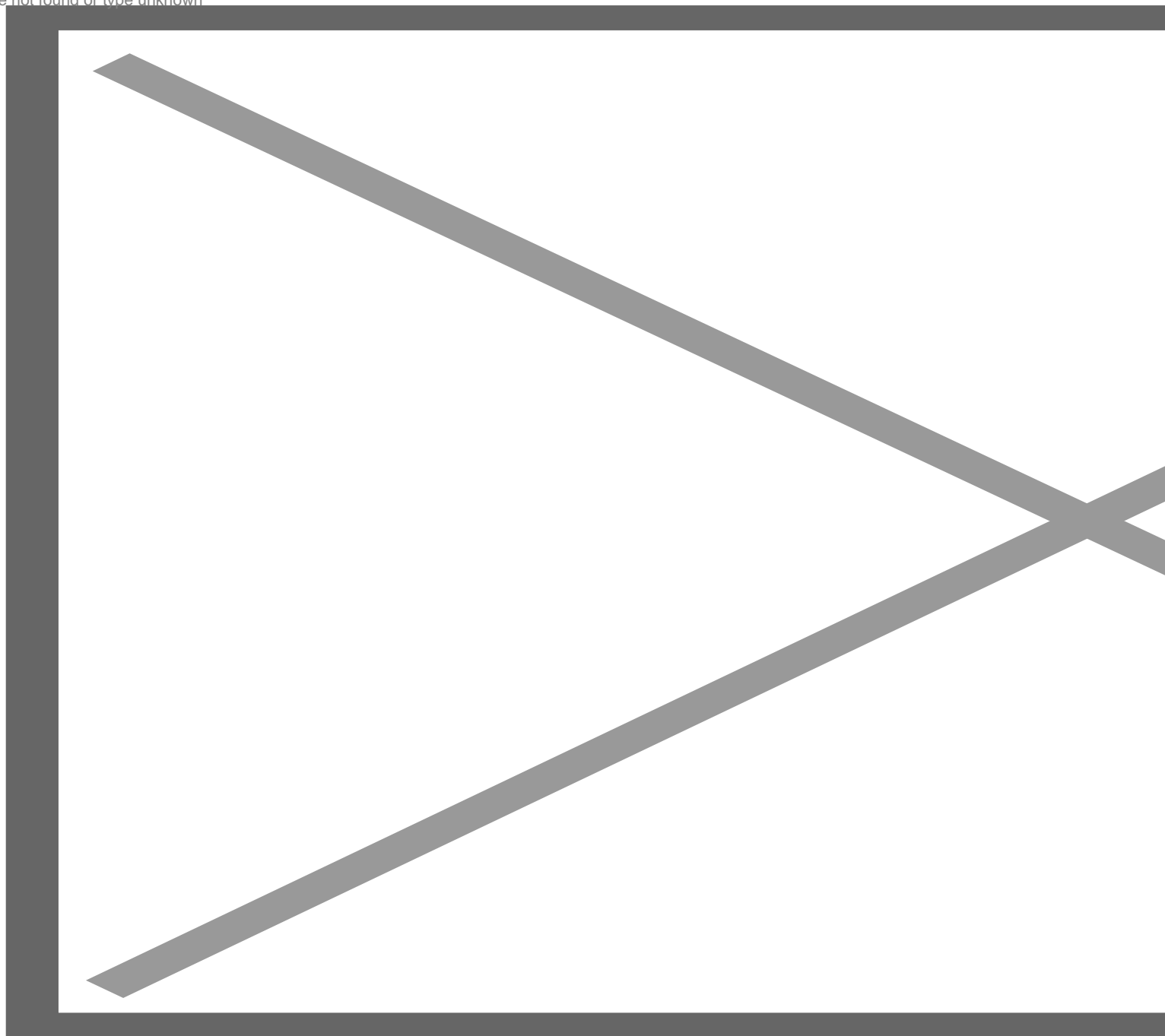


Image not found or type unknown



Standard Features

CONSTRUCTION

- Fiberglass Hull with a Full Structural Grid and Hull
- Liner Bonded to the Hull
- Vinylester Resin Barrier Coat To Resist Osmotic Blistering
- Fiberglass Deck End Grain Balsa Core with Bonded Full Fiberglass Headliner
- Molded-in Diamond Pattern Non-skid, White with Grey Two-Tone
- Lead Fin Keel with Stainless Steel Keel Bolts
- Five Year Gel Coat Blister Protection * (2)
- Five Year Hull Structure Warranty * (3)
- Gel Coat Waterline, Midwatch Blue
- Midwatch Blue and Silver Sheer Stripes

SPARS AND RIGGING

- Furling Mainsail with vertical Battens
- 135% Genoa, with U.V, Protection, White
- Complete Standing and Running Rigging
- Internal Low-Stretch Dacron Halyards
- PVC Wiring Conduit with Messenger in Mast
- Selden Mast & Boom Anodized Double Spreader Rig
- Mounting for Gennaker Bow Sprit

SAIL HANDLING AND EQUIPMENT

- (2) Two-Speed Self Tailing Primary Winches
- (2) Two-Speed Self Tailing Mainsheet / Halyard Winches
- Mid-boom Mainsheet System
- (1) Ball Bearing Winch Handle
- Mainsheet Traveler with Car and Adjuster System Led to Cockpit
- Headsail Furling Gear
- Boom Vang, Rigid Adjustable Type
- Inboard Genoa Tracks
- (2) Ball Bearing Genoa Blocks
- (2) Jib Halyards Lead Aft with Sheet Stoppers

PROPULSION, STEERING & CONTROLS

- Pedestal Steering with 40 " S.S. Wheel
- Steering Brake

- Yanmar 29hp Diesel Engine, Fresh Water Cooled with Panel and Tachometer
- Bronze Propeller, Three Blade
- Sea Water Filter System for Engine Cooling
- Fuel Filter and Water Separator
- Binnacle 5 " lighted Compass
- Emergency Tiller System
- Bilge Blower
- Hand Laminated Rudder with 316 Stainless Steel Core and Post
- Low friction Rudder Bearings

GALLEY

- Refrigeration, D.C. Powered System , with Freezer Compartment, Front and Top Access
- Storage Cabinets in Galley
- Two Burner Stove with Oven, Stainless Steel, L.P.G. with Auto Ignition
- Stainless Steel Double Sink, polished
- Single Lever Faucet with Pull Out Sprayer

PLUMBING SYSTEM

- Hot & Cold Pressure Water Distribution System
- Electric Bilge Pump with Float Switch
- Manual Bilge Pump
- Hot and Cold Shower on Stern
- Electric Macerating Marine Head with Holding Tank and Deck Outlet and Valve for Overboard Discharge of Holding Tank
- Main Cabin Cabinets Port & Starboard w/matched Grain Doors and Privacy Screens over Hull Ports
- High Bilge water alarm

DECK HARDWARE

- Comfortable Cockpit with Contoured Coamings
- Walk Through Stern with Helm Seat
- Telescoping Stern Boarding Ladder
- Double Lifelines with Gates Port and Starboard
- Mooring Cleats, Two Fore and Two Aft
- Spring Cleats Port & Starboard
- Large Double Anchor Roller on Foredeck

- Anchor Locker for Below Deck Chain and Rode Storage
- Stainless Steel Handrails on Cabin Top
- Stern Rail with Observation Seats, Port and Star- board
- Double Anchor Rollers
- L.E.D. Cockpit Light
- Extruded Aluminum Toe Rail with Integral Chocks
- T-Shaped Cockpit with Raised Helm Seats Port & Starboard
- Watertight “ StrikeZone ” Collision Bulkhead Molded Aft of the Anchor Locker
- Molded in LP Gas Locker Port Side holds (2) 10 lb Fiberglass Tanks— (1) Tank Standard

INTERIOR

- Varnish Finish On Interior Teak
- Cabin Window Shades
- Inner-Spring Mattresses in Fore and Aft Berths with Custom Fitted Sheets
- Veneer Bulkheads with Solid Teak Trim
- Cedar lined Hanging Lockers
- Chart Table with Storage Compartment and 110V and 12V outlets
- Teak and Holly Textured High Pressure Laminate Sole
- Fabric Covered Interior Cushions
- (3) Fixed Ports in Hull
- (3) Ventilation Hatches with Screens
- (4) Opening Ports with Screens
- L.E.D. Interior Lighting

ELECTRICAL SYSTEM

- Marine Multi-Bank Battery Charger
- Battery Condition Meter
- L.E.D. Anchor Light at Masthead
- 12 Volt Lighting Throughout
- Custom 110 Volt AC/12 Volt DC Electric Panel
- Circuit Breakers for AC and DC Electrical Panel
- AC Duplex Receptacles Throughout
- AC Dockside Power with Outlets and Polarity Indicator and Circuit Protection
- DC Electrical System with Safety Switch and Panel with Breakers
- (1) 110V 30 amp Shore Power Cord

- Deck Light and L.E.D. Steaming Light on Mast
- Electric Anchor Windlass, with Power Up and Down Controls
- L.E.D. Navigation Lights to International Rules
- L.E.D. Adjustable Cabin Lights
- Galvanic Isolator

SAILING INSTRUMENTS

- Raymarine i70 1-Multi-Function Displays with Transducer. Mounted at Starboard Helm Stations

