

Axis Wake Research Axis Wake A20

Price

Base Price

Specifications

Length Overall	20'
BEAM	98"
Dry Weight	
Tested Weight	
Draft	27"
Draft Up	
Draft Down	
Air Draft	
Deadrise/Transom	
Max Headroom	
Bridge Clearance	
Weight Capacity	
Person Capacity	11
Fuel Capacity	

Water Capacity	
Length on Trailer	
Height on Trailer	
Trailer Weight	
Total Weight	
Aft Deck	
Salon Inside Width	
Salon Fore & Aft	
Salon Height	
Salon Volume	
Galley Volume	
Master SR Width	
Master SR fore & Aft	
Master SR Overhead	
Master SR Volume	
Eng. Room Volume	

Acceleration Times & Conditions

Time to Plane	
0 to 20	
Ratio	
Props	
Load	
Climate	

Builders Commentary

The all-new 2020 A20 gives you more value, performance and style than ever before. A breeze to trailer and garage, the A20 is as nimble getting to the water as it is on it. With every control at your fingertips, you can transform the A20 into a wake-making powerhouse with Surf Gate, Power Wedge III, Plug ‘n’ Play ballast and our exclusive Surf Band. With seating for 11 and the available P.S.P., the A20 hangs with the big boats on all the tools to make a great swell in a boat that fits in standard garages.

Interior

Image not found or type unknown




Image not found or type unknown




Image not found or type unknown





Image not found or type unknown



Standard Features

WAKE-PLUS HULL

Designed specifically for boarding applications, this hull design allows the boat to sit deeper in the water at slower speeds, helping create more water displacement for a bigger wake at all boarding speeds.

MALIBU MONSOON M5DI OR M6DI ENGINE

New for 2020, you can power you AXIS with the Malibu Monsoon M5Di or M6Di Engine giving you unwavering reliability and the ultimate torque all while reducing sound and lowering emissions.

P.S.P.

P.S.P. is the AXIS Performance Surf Package to give you a guaranteed amazing day on the water. With Surf Gate, Optional Power Wedge III, Wake Plus Hull and Surf Band, every rider can craft the perfect wake or wave for them in just a push of a button

AXIS AW20 TOWER

The AW20 Tower is easy for one person to fold with optional quick release latch. Additional options include quad board racks and tower light bar.

THE AXIS DASH DESIGN

More functions in less time. The ultra intuitive AXIS dash gives the driver an ultimate cockpit experience with all the controls at his or her fingertips. With a new sleek steering wheel and plush helm seat, you will never

want to leave.

NEW SLIDING SKYBOX SEAT

New for 2020, the A20 has a sliding Skybox Seat with optional backrest so you never have to miss the action behind the boat.

FIBECS

Our patented FibECS chassis and eight-layer lamination process provide maximum durability and ensures a smooth, solid ride on the water.

