

# Monte Carlo Yachts 70 Skylounge (2021-)

## Price

Base Price

## Specifications

Length Overall	69'1"   21.08 m
BEAM	17'10"   5.45 m
Dry Weight	106,000 lbs.   48,081 kg
Tested Weight	
Draft	6'   1.85 m
Draft Up	
Draft Down	
Air Draft	
Deadrise/Transom	
Max Headroom	
Bridge Clearance	
Weight Capacity	
Person Capacity	
Fuel Capacity	1,056 gal.   4,000 L

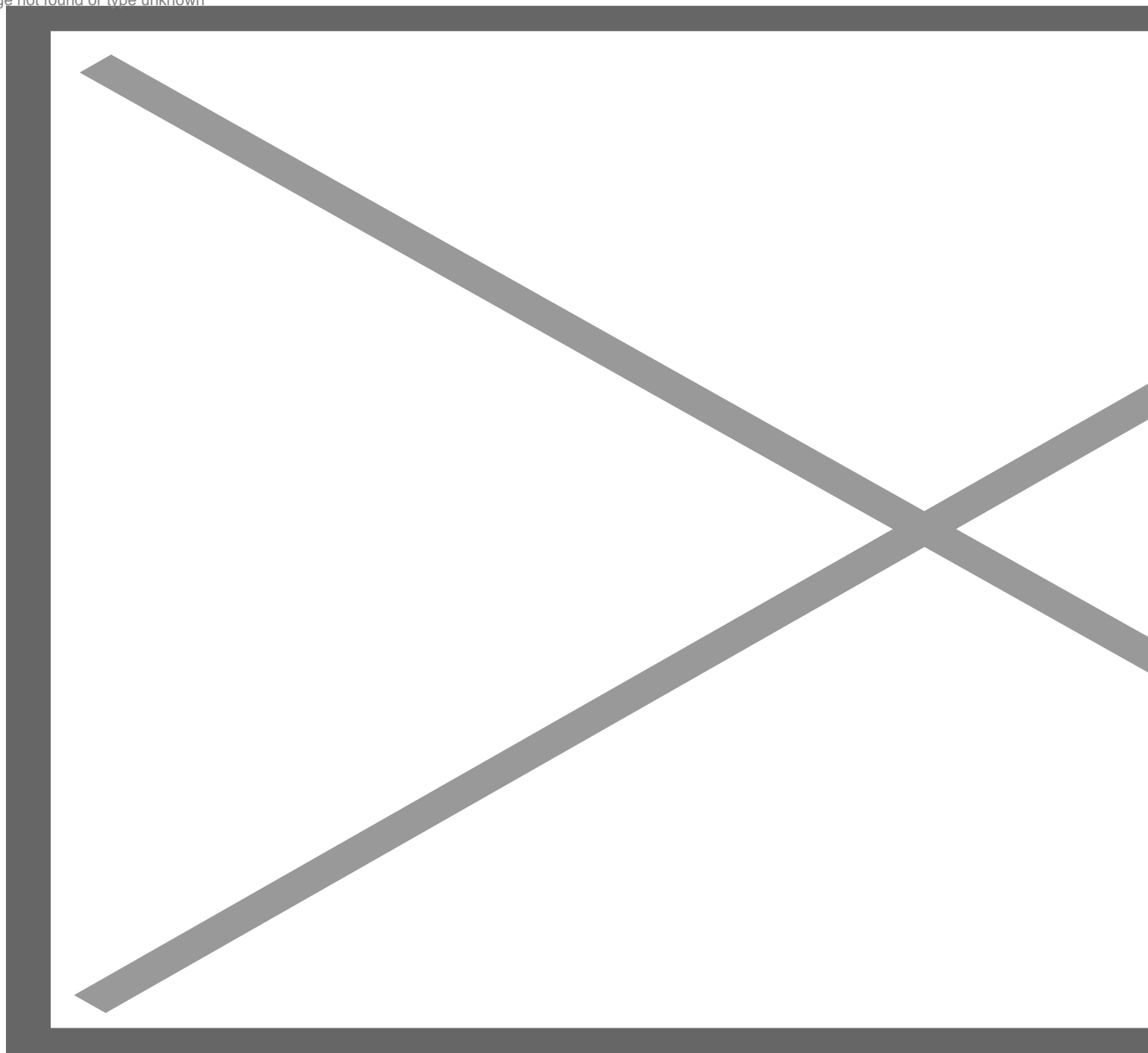
Water Capacity	211 gal.   800 L
Length on Trailer	
Height on Trailer	
Trailer Weight	
Total Weight	
Aft Deck	
Salon Inside Width	
Salon Fore & Aft	
Salon Height	
Salon Volume	
Galley Volume	
Master SR Width	
Master SR fore & Aft	
Master SR Overhead	
Master SR Volume	
Eng. Room Volume	

# Acceleration Times & Conditions

Time to Plane	
0 to 20	
Ratio	
Props	
Load	
Climate	

By Capt. Steve Larivee

Image not found or type unknown



The Monte Carlo 70 Skylounge.

## Overview

If there were ever any question that Italian builder Monte Carlo Yachts was looking to gain dominance in the competitive American Market, then the shipyard's newest launch, the MCY 70 Skylounge should remove all

doubt. This the first enclosed flying bridge model from MCY and she represents a true tri-deck motoryacht.

The real challenge for the designers was to create a model that offered the aesthetics of an enclosed flying bridge, but also maintained the traditional lines that have come to define the brand. In our opinion, they succeeded, with the skylounge having a continuation of the sleek and curving lines of the main deck. Rather than give the vertical development an in-you-face flair of an overbearing and cumbersome addition, it simply becomes an extension of the beautiful lines of the main deck, particularly the eye-catching lines at the stern. This yacht seems to embody more of a symmetry to her geometry than having the skylounge becoming an intrusion.

## Features Inspection

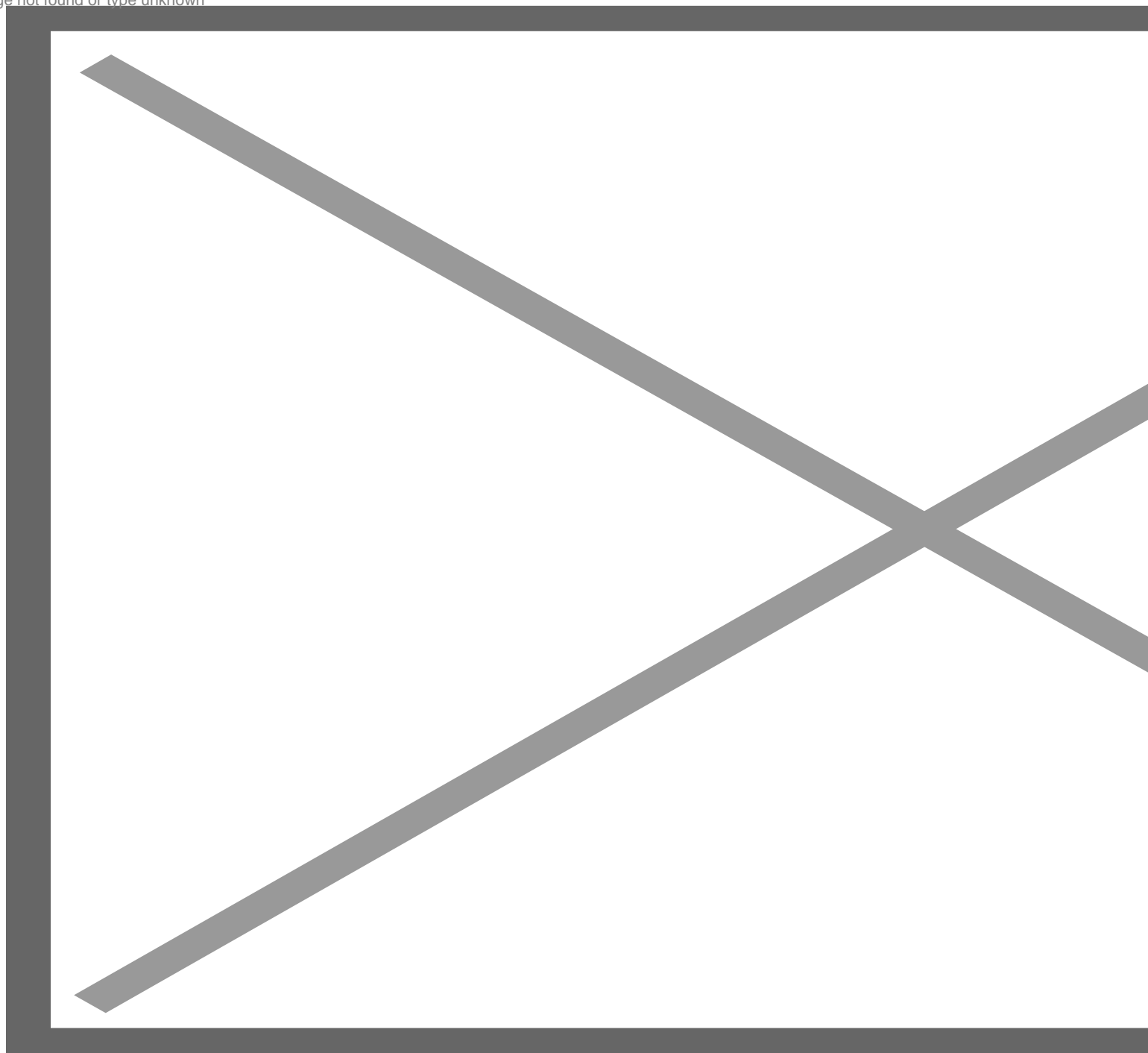
### The Skylounge

The Skylounge carries the theme of the rest of the yacht with panoramic views through large windows that allow natural light to pour into the area. This additional social venue features a large sofa to port. The helm is located forward of course, but still connects quite well with the outside thanks to the large glass skylight overhead.

Image not found or type unknown

The Skylounge layout shows a large “living room” with doors leading out to an open deck.

Image not found or type unknown




Enclosing the flying bridge deck created a remarkable additional social venue with an elevated viewpoint of the surrounding waters.

Aft is a set of glass doors leading to the exposed terrace. This is an open area with teak decking that can be seen throughout the yacht's exterior decking. High rails add protection. Removable deck chairs and tables can be added as desired, and of course MCY's long tradition of customization will also allow fixed

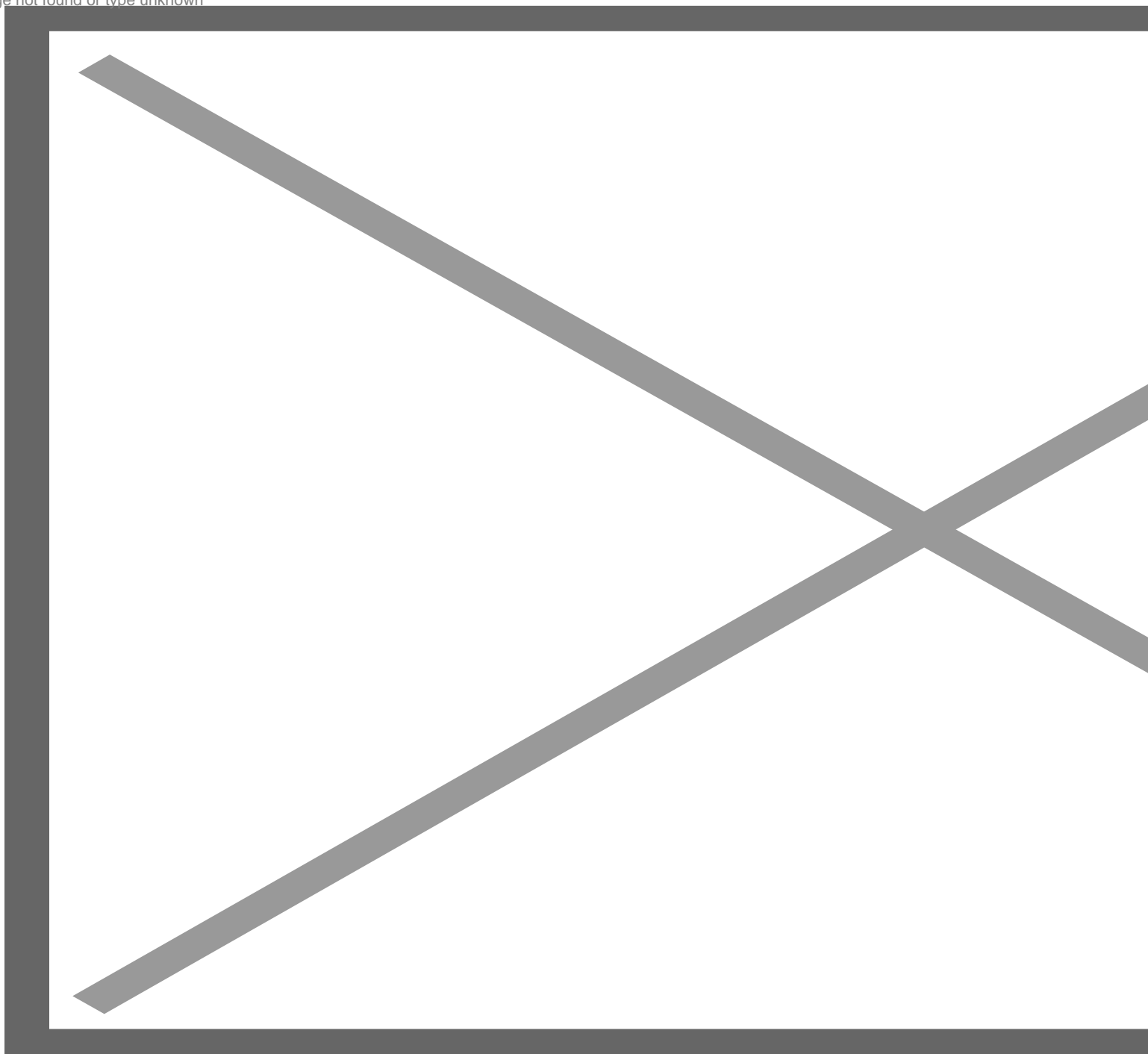
furniture to be added.

Image not found or type unknown



The open area behind the skylounge can be fitted as desired. Here, the owners chose to go with free standing furnishings.


Image not found or type unknown



The helm is center-mounted with a single operators chair that is fully adjustable.



Image not found or type unknown



The helm console consists of three elevated pods housing the multi-function displays. To both sides are the MAN engine displays. The wheel is mounted to an additional pod style mount.

## Main Deck

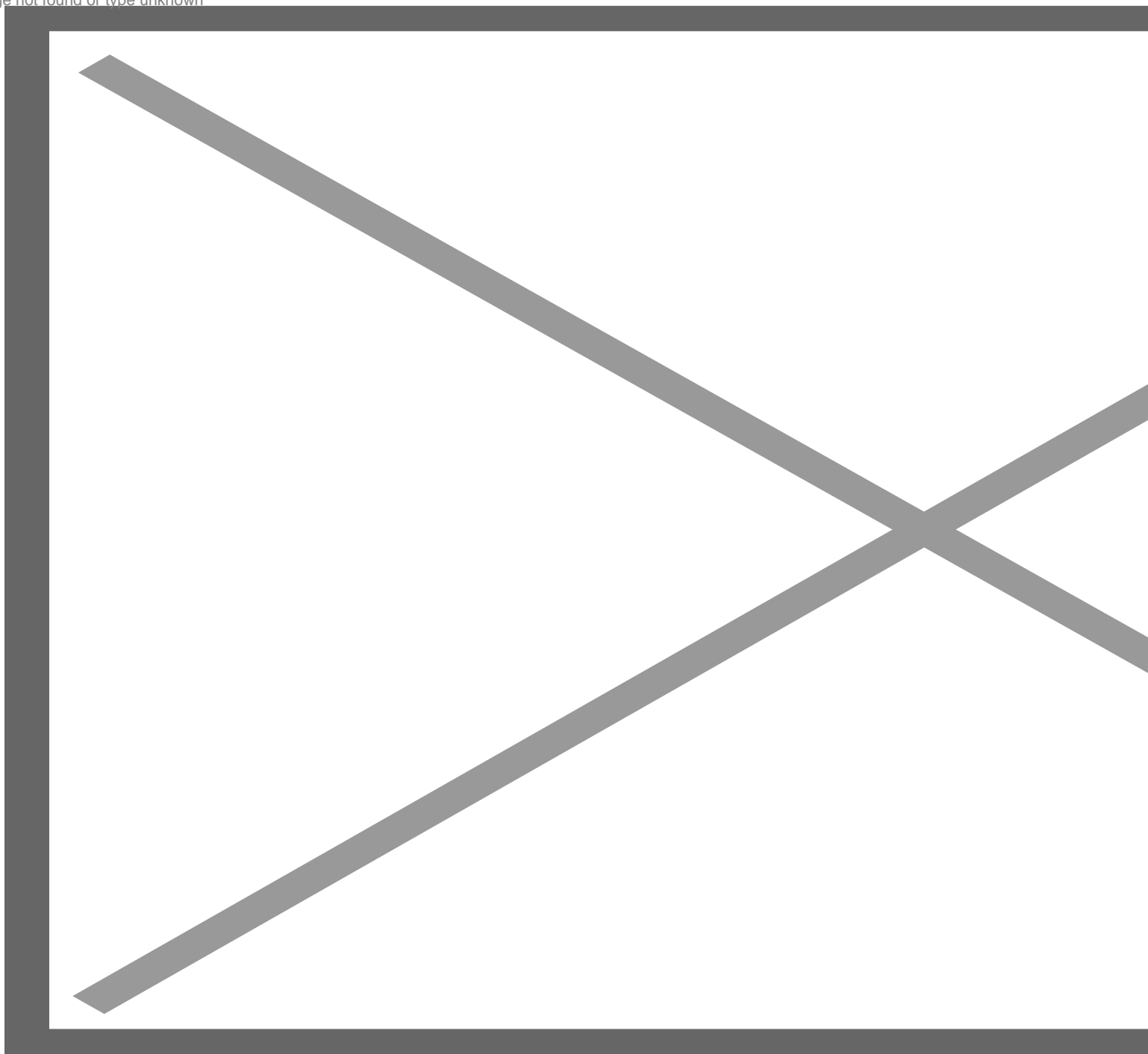
Image not found or type unknown

The main deck is now much more of a functional area with an added dining space across from the galley. There are no bulkheads throughout the deck, so the entire area is wide open.

## Cockpit

The cockpit offers seating for 6 to dine al fresco, with room for many more to socialize. The solid wood table is on an electrically-actuated high-lo pedestals. High bulwarks to both sides add protection, and the brand-defining fashion plates outboard of the side deck entry add a touch of privacy. Protection overhead is via the extended flying bridge deck. Stairs to port and starboard lead to the hydraulically-actuated swim platform, as well as the transom door to the crew space and engine room beyond.

Image not found or type unknown



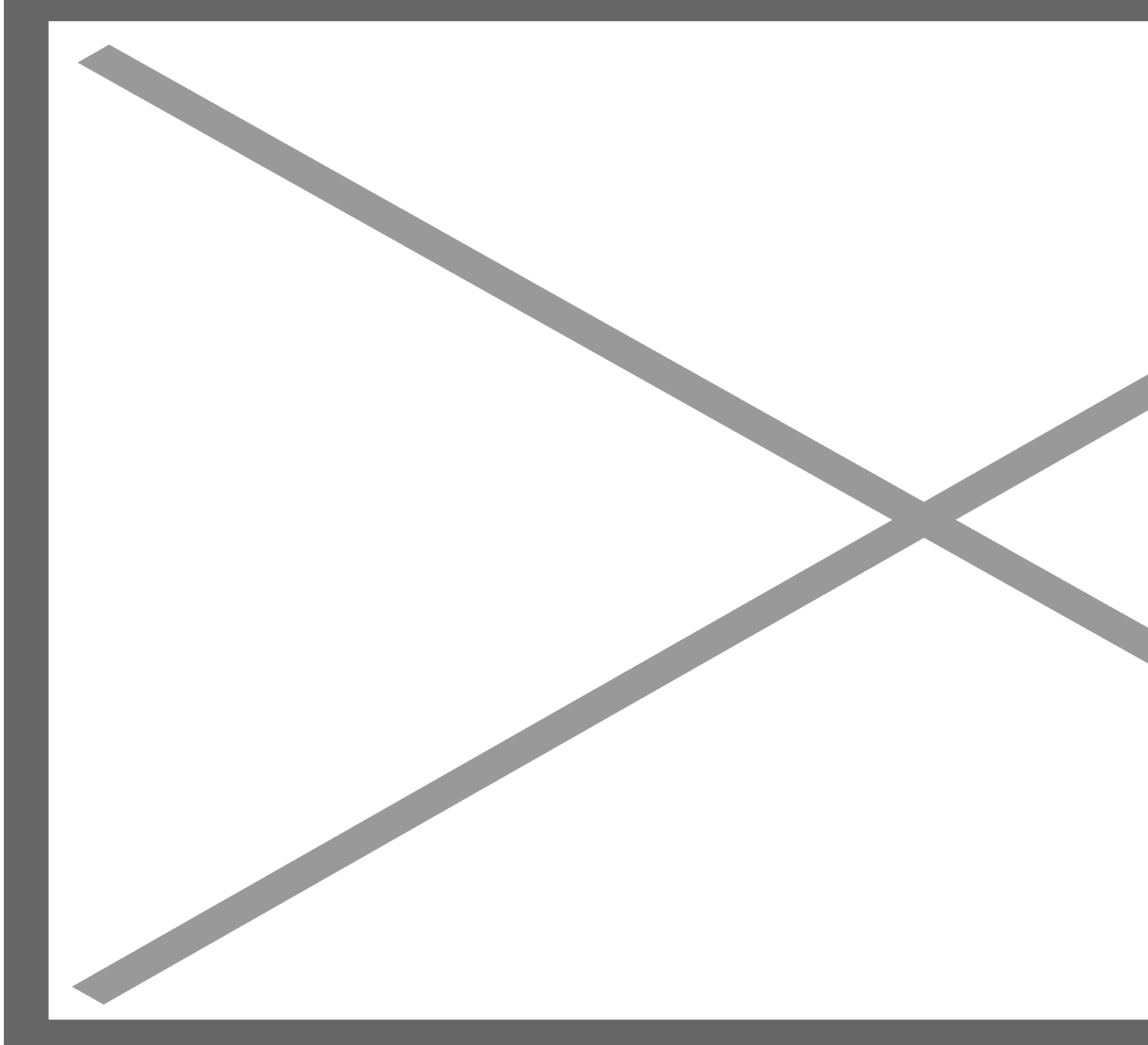
The cockpit represents the first of many gathering areas as we step aboard the 70 Skylounge.

## **Bow**

The bow of the 70 Skylounge remains relatively unchanged from her predecessor and features two semicircular lounges to either side of a center teak decked walkthrough. Both lounges include individual

seatbacks that ratchet into multiple positions and a half table mounted in an electrically-actuated pedestal for conversion into a large sunpad. Small wonder that this area is among the most appreciated by MCY owners.


Image not found or type unknown



The bow seating is one of the most popular aspects of the MCY range. Both tables are on hi-lo pedestals and all seats have adjustable seatbacks. The working end of the bow includes a step down into a cockpit

style arrangement that brings the ground tackle to waist level. Two hatches flank a center-mounted windlass. Inside the hatches is the rod storage, fender storage and a robust wash down hose that's suitable for fire-fighting.

Image not found or type unknown



Fully forward is a step down that allows the ground tackle to be worked from a more elevated foredeck.

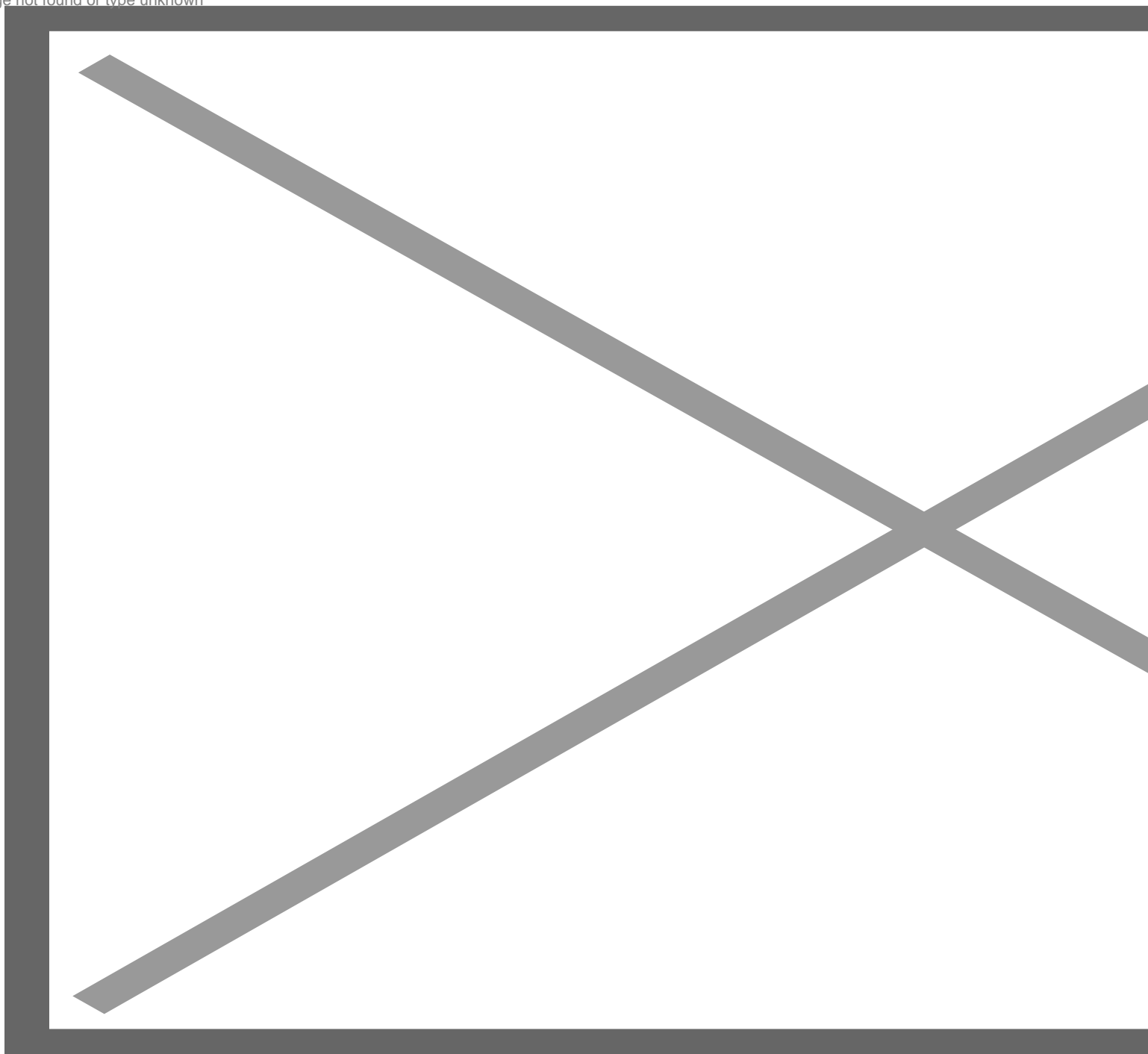
## Interior

The interior has been invigorated with space, thanks to the removal of the lower helm station. Previous models already had an open and airy feel thanks to the massive windows surrounding the area, along with the high headroom, but now it's an all-new look and feel. Light colored upholstery on all of the furniture adds to the bright interior. A combination of Charcoal Gray lacquered Walnut panels, glass surfaces and gloss marble bring together an elegant and classy look to the stately interior. Flooring is Durmast Oak. New to this model is the addition of a day head, just inside the entry and to port. Opposite is the glass and chromed spiral staircase leading up to the skylounge. Its design does little to intrude on the usable space or the stunning views of the salon.

## Salon

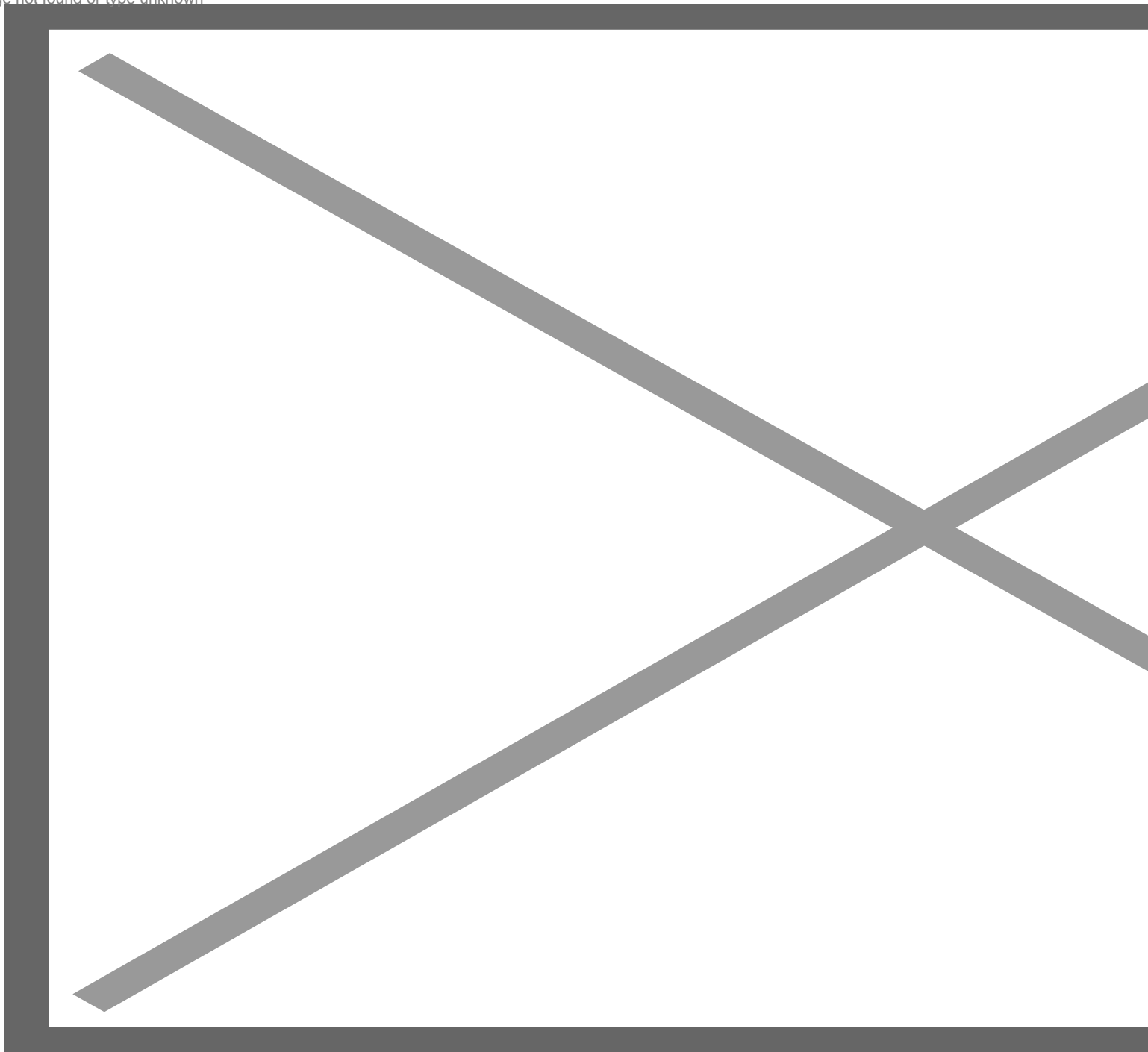
Monte Carlo Yachts has long been inviting of owner's desires to customize the layout according to their individual needs, and now that ability takes on a whole new meaning. In this first launch of the new design, the salon is located aft and provides a 360-degree view. An L-shaped sofa lies to port with opposing chairs to starboard. The sheer amount of windows surrounding the entire main deck are interrupted only by the thick mullions that support the weight of the deck above and provide stunning views while giving the impression that there really are no bulkheads to this area.

Image not found or type unknown



Unparalleled panoramic views and high overheads give an open and airy atmosphere to the interior. Bright colors all around enhance the natural light, which is already so abundant.

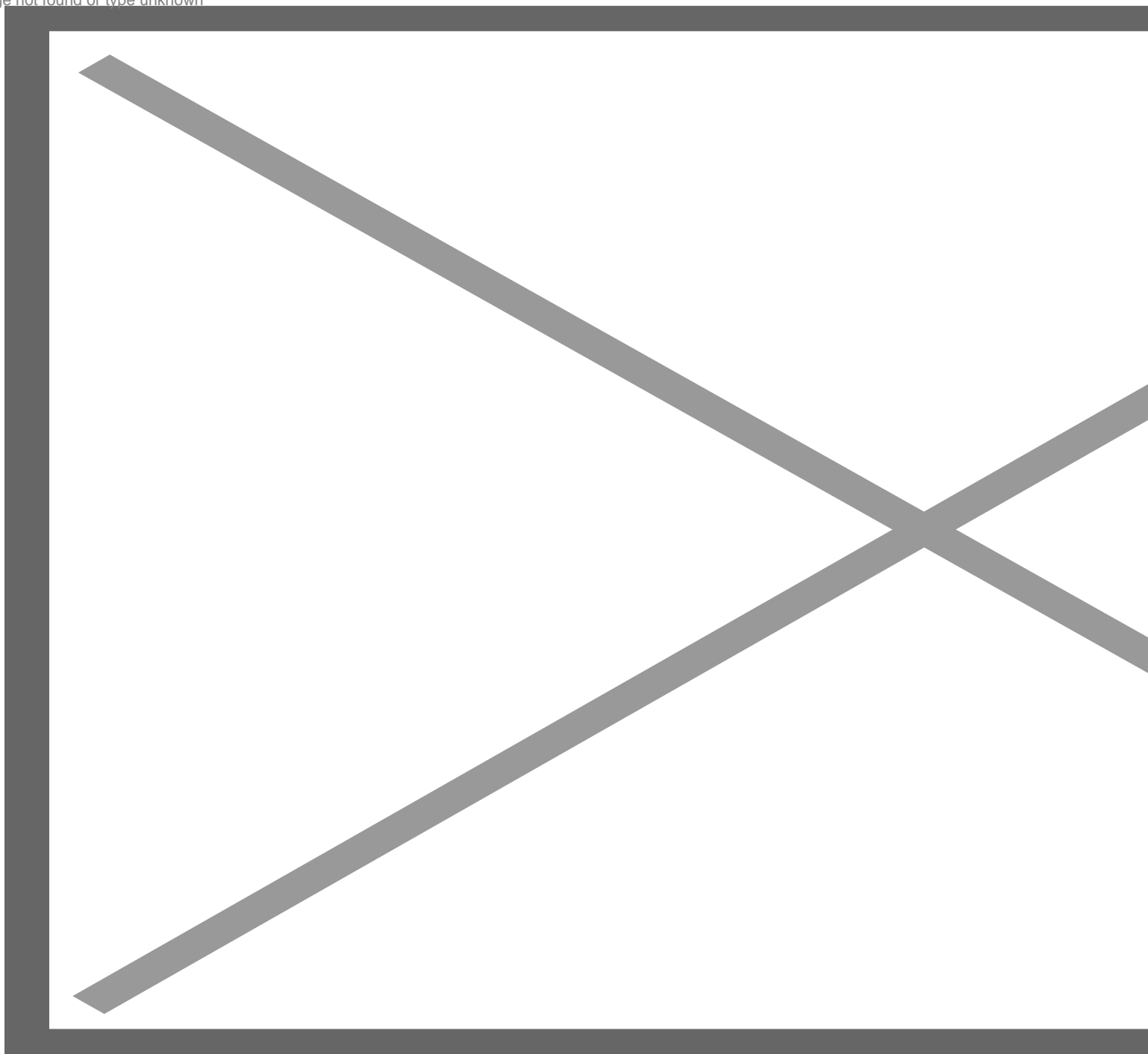
Image not found or type unknown



Notice the overhead soffits that include the climate control vents. Also, the open book storage ahead of the sofa. A step marks the transition to the galley just ahead.



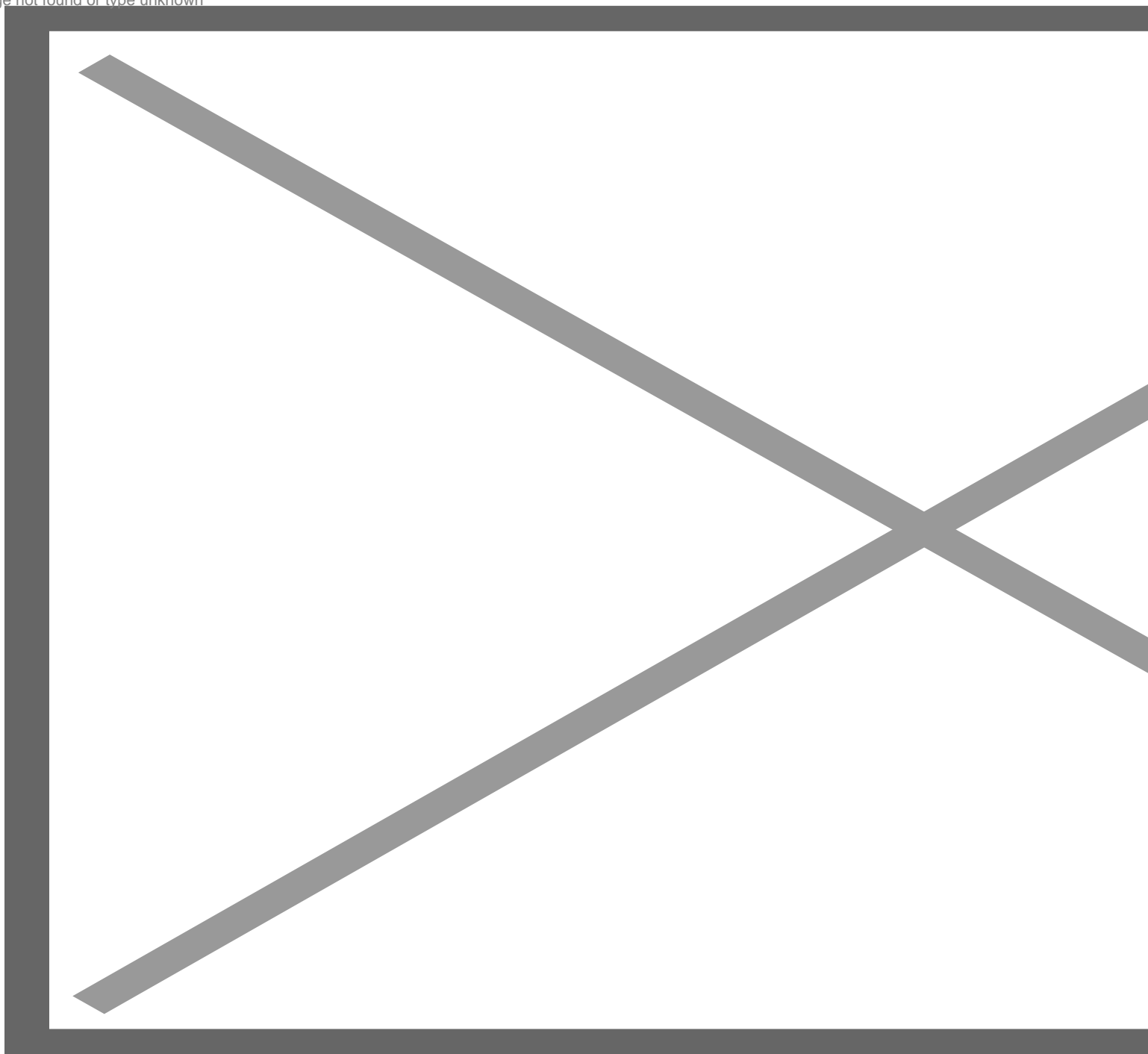
Image not found or type unknown



With wide glass doors leading to the cockpit, there's a seamless transition between the inside and the outside.

The day head is aft and to port in the salon, and it is a welcomed added feature. Gone are the days of having to traipse down below to use the head or do a quick freshen-up. It includes a glass vessel sink, granite counters and an electric flush toilet.

Image not found or type unknown




The day head is conveniently located aft on the main deck in close proximity to the two main social zones.

## **Galley**

The galley is forward and to port and defined by a large U-shaped counter. All storage is below the counters as not to interfere with the panoramic views. To starboard, the now removed lower helm station


allowed for this owner to add a comfortable, and proper, dining area that's suitable for 8. This now gives owners and their guests a choice of dining inside at the expandable glass table, or outside at the solid wood cockpit table. Storage continues from the galley, all the way across the front of the dining area and is only interrupted by the companionway leading to the forward accommodations.

Image not found or type unknown




The galley and dining area is separated from the salon by a single step. There are no cabinets above counter level to interrupt the panoramic views.

Image not found or type unknown



Refrigerated drawers and full appliances remain mostly concealed by the expertly fabricated cabinets below the counters.

Image not found or type unknown



The entire main deck is one vast open space that can be customized to an owner's desires. Notice how there are no bulkheads throughout the entire main deck level.

## **Accommodations Deck**

An important aspect of the 70 Skylounge is the inclusion of separate entrances for the master and guest staterooms. Guest access is forward and center on the main deck, between the galley and the dining areas. The master is accessed from aft and starboard. This much sought after feature provides an enhanced level of privacy for her owners, and a more secluded evening for the guests.

Image not found or type unknown

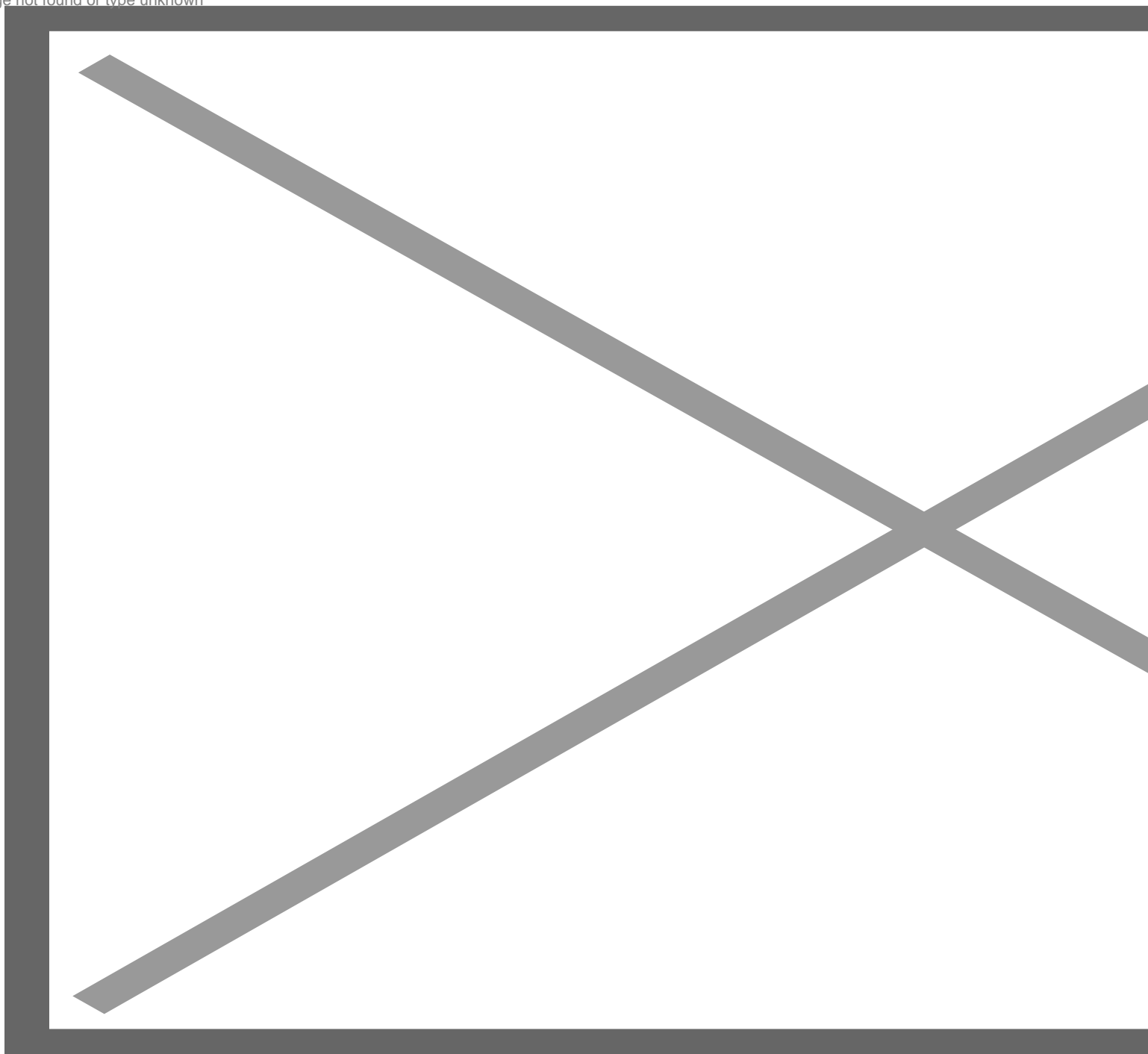


The accommodations level consists of four staterooms plus crew quarters. The master has a private entrance from the three guest staterooms.

## Master Stateroom

The entrance to the master stateroom is from the aft side. Naturally it's full beam with the signature, and brand defining, hull side windows to both sides. These windows have been enlarged in later MCY models, including this, adding much more natural light by day and more stunning views by night.

Image not found or type unknown




Notice the high overhead and the now enlarged hullside windows that fill this master stateroom in natural light.

The berth is mounted on the centerline and against the aft bulkhead, thereby minimizing any movement while underway. Storage and a vanity table are to starboard. A settee is to port. Additional storage is ahead and to the port side in the form of a large walk-in closet. Crew quarters to the opposite side of the aft

bulkhead provide another layer of sound protection from the engine room.

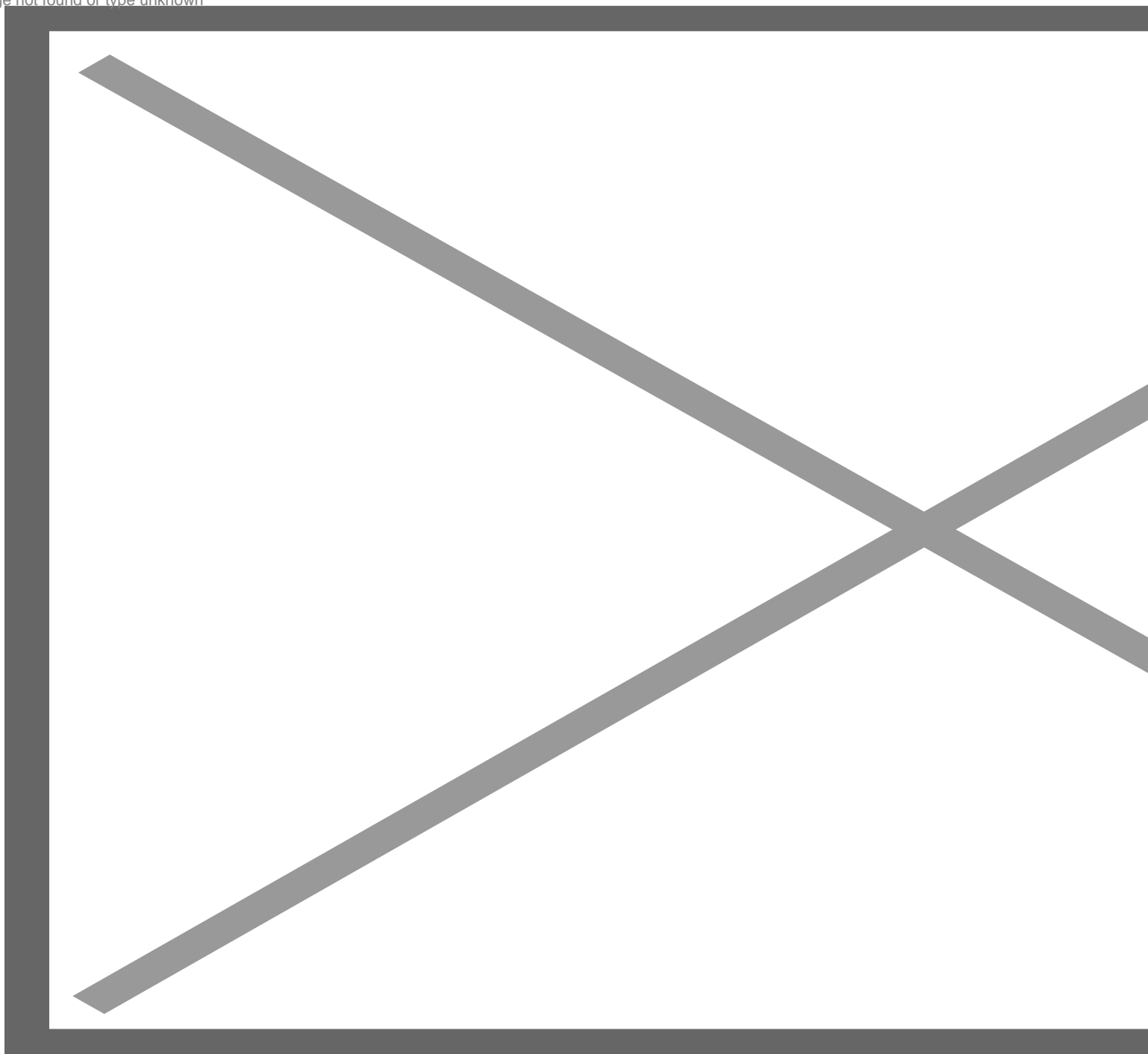
Image not found or type unknown



The entrance to the master stateroom is to the starboard side aft. Directly adjacent to the desk/vanity.

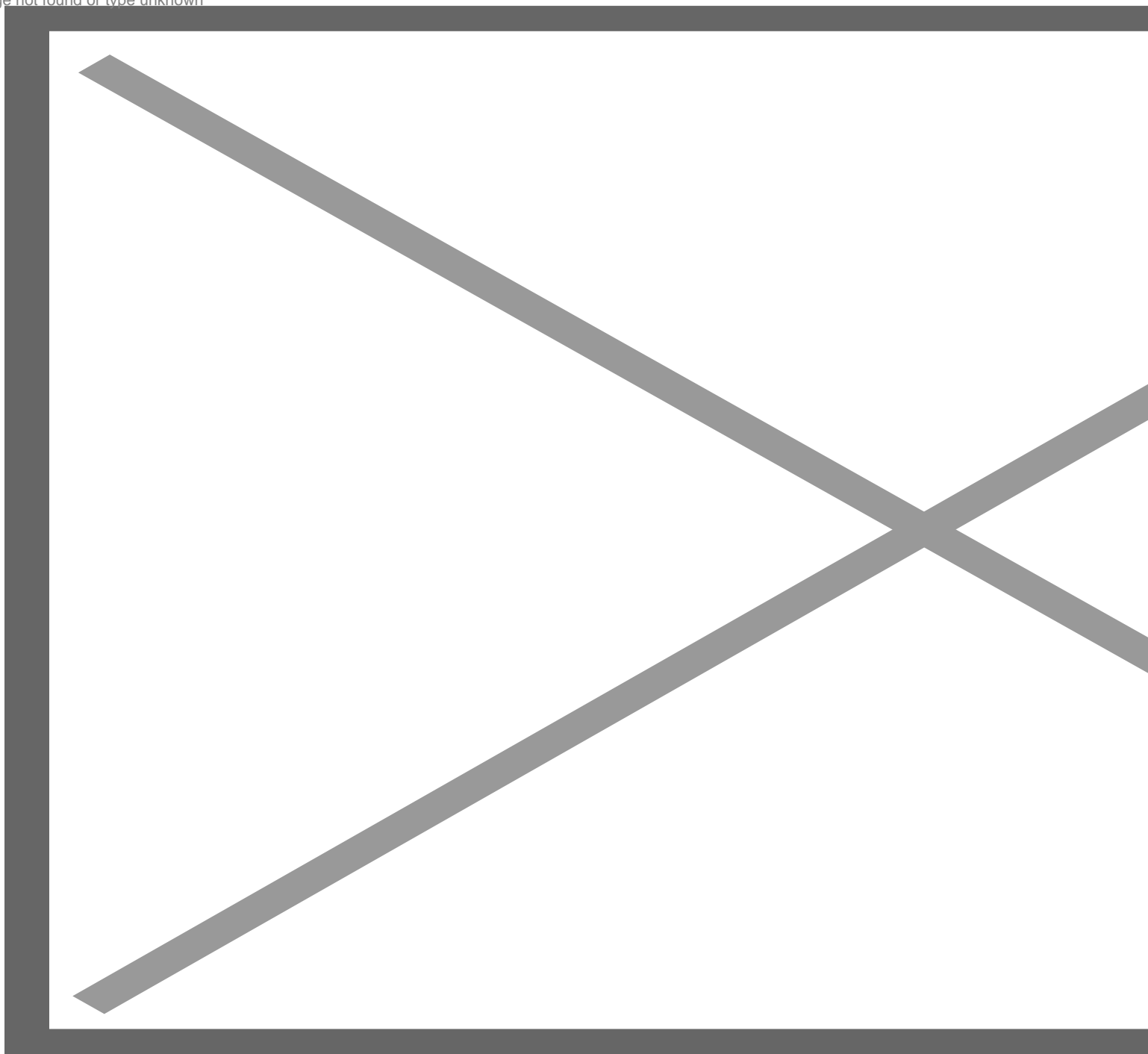


Image not found or type unknown



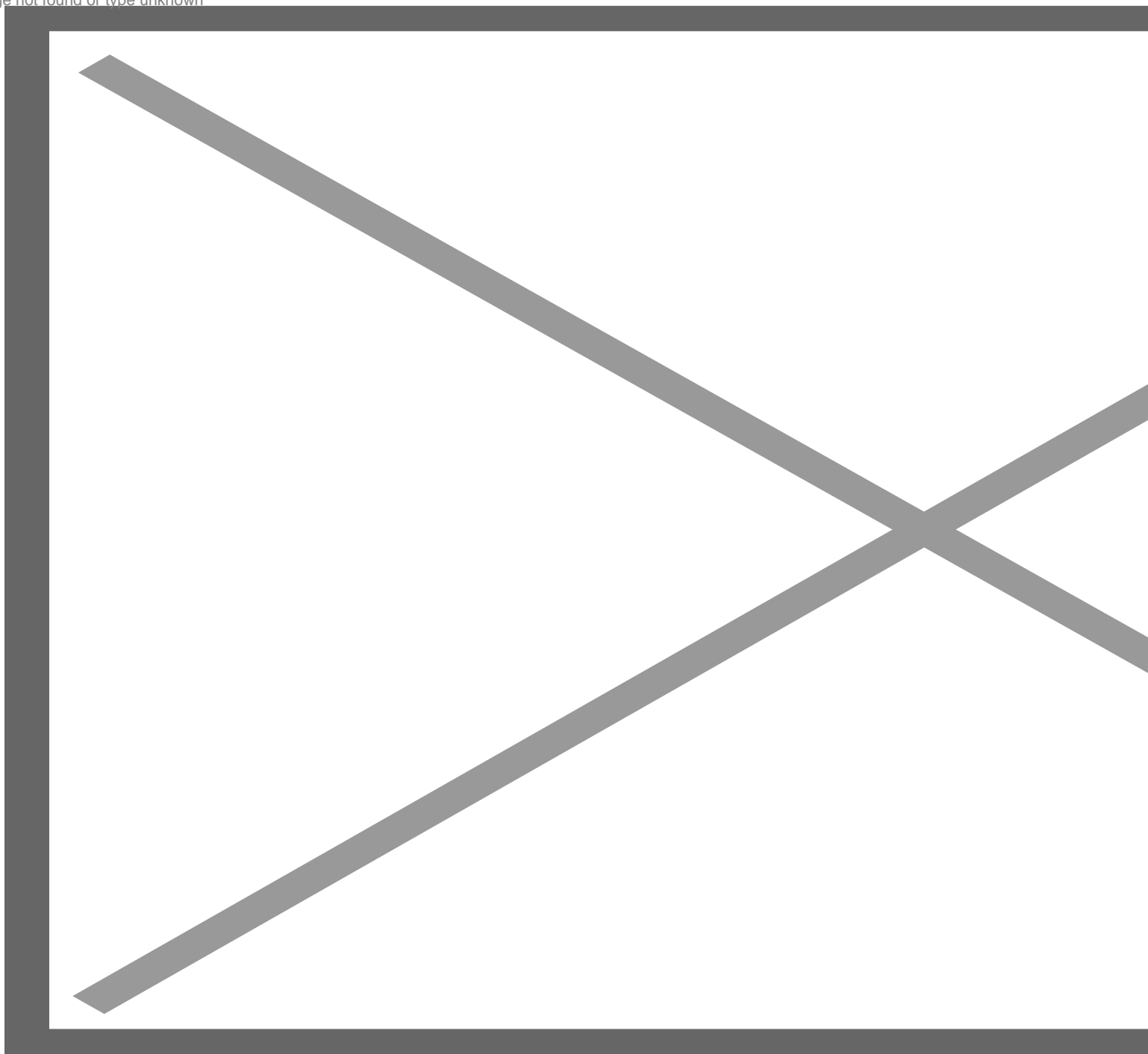
A settee beneath the portside windows provides a nice place to relax with a book while enjoying the outside view just above water level.

Image not found or type unknown



Opening portlights add ventilation to the stateroom. When opened, they send a signal to the helm alerting the captain. A nice feature that gets checked before getting underway.

Image not found or type unknown



Here we can see the walk-in closet and the entrance to the master ensuite.

## Master Ensuite

The head is located just forward and features a large granite counter with recessed sink. There's ample room for storage. A large enclosed shower has a rain-fall feature, a granite seat and opening port for

ventilation.

Image not found or type unknown



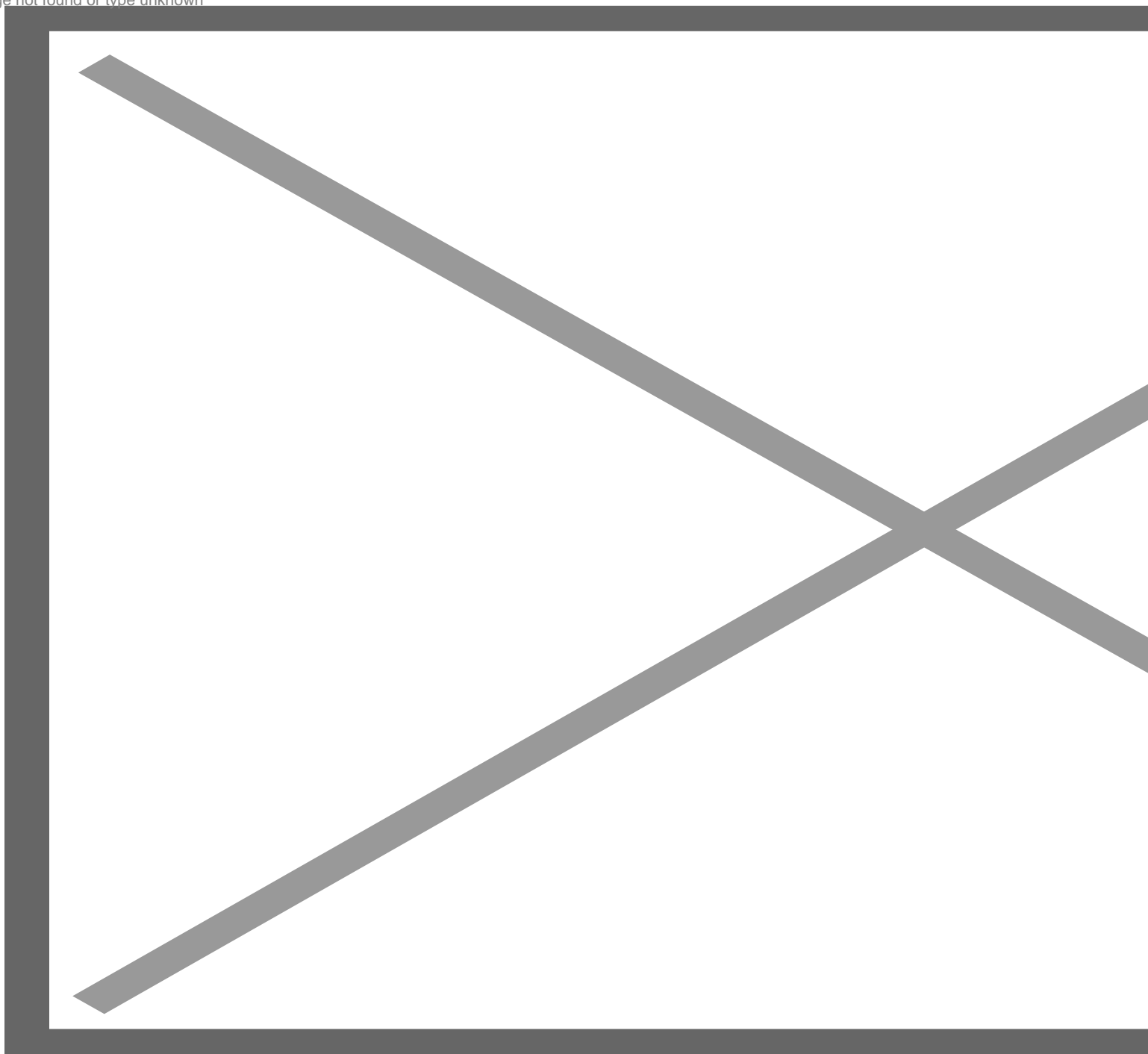
The master head is fully-featured and well-appointed with top of the line materials including granite counters.

## Guest Accommodations

# VIP

Three of the yacht's four ensuite staterooms are forward, and as mentioned earlier, they share a separate entrance from the master. The VIP lies at the bow and includes the usual layout of an island berth accessible from both sides. Hull side windows are to port and starboard and both include opening ports for ventilation. Storage is both below the windows and forward. Hanging lockers are to both sides. This stateroom also has a private ensuite.

Image not found or type unknown



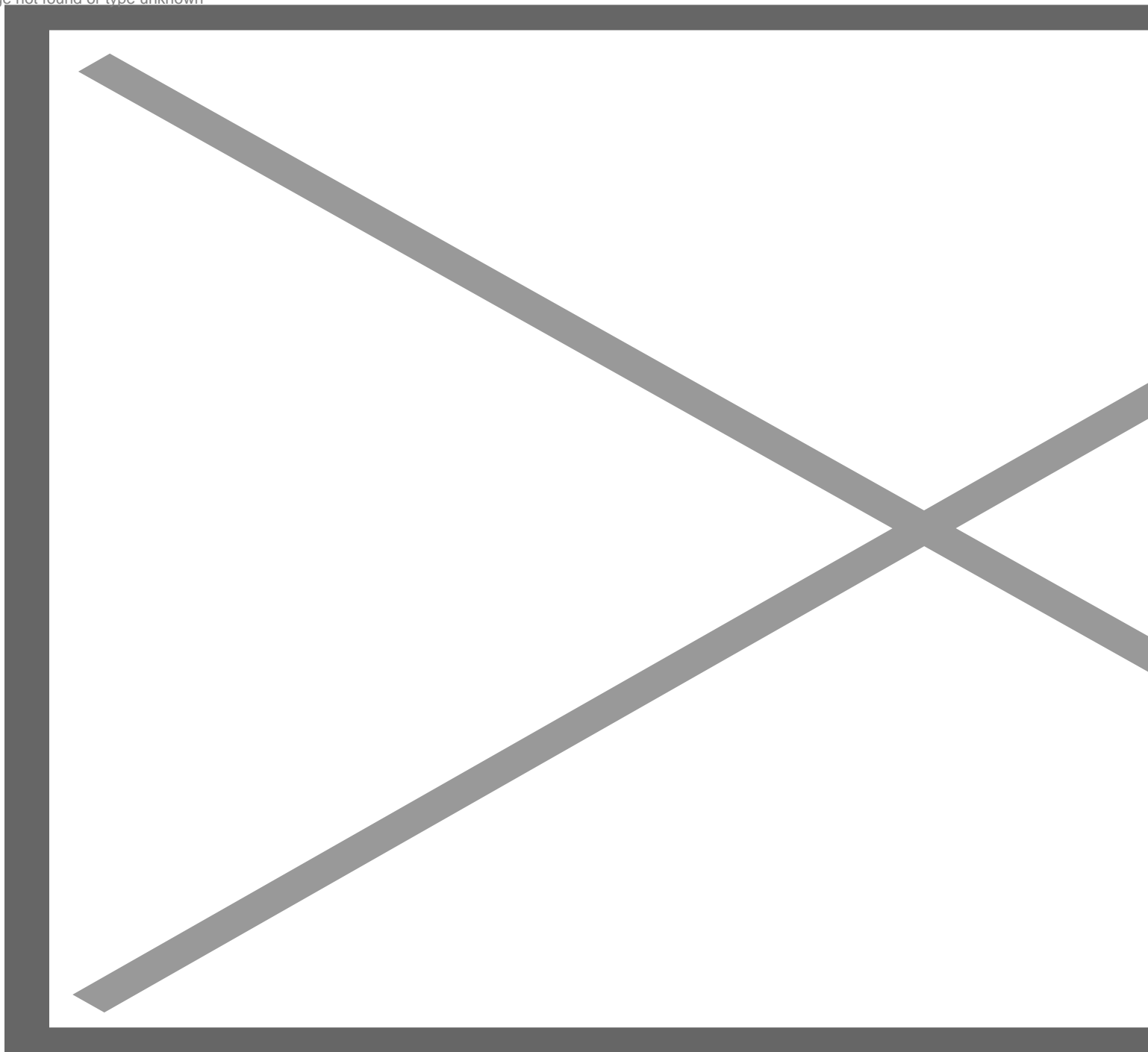
The bow VIP stateroom is well lit thanks to hull side windows and the overhead hatch.

## Guest Staterooms

The two guest staterooms are just abaft and can be laid out as twin berths, a larger single berth, or even twin berths that slide together to convert to a larger single. In this yacht, the owner chose identical layouts

for both to have twin berths. These two staterooms will share a common head that is forward and to port, opposite the private head for the VIP stateroom.

Image not found or type unknown



The guest staterooms on this yacht are mirrors of each other with twin berths and two opening ports.

## Observations

This MCY 70 Skylounge is the first of a line of the yard's enclosed flying bridge models that will range from 66 to 80 feet (20.12 m – 24.38 m). As Monte Carlo Yachts managing director put it, "she offers limitless personalization options" and this has long been a staple of the build process at MCY. We've always been impressed with the quality of these yachts as well as the looks. Now MCY is taking this to an all new level... literally. And it's a step in the right direction.