

# Rinker 19 QX

## Price

### Base Price

Prices, features, designs, and equipment are subject to change. Please see your local dealer or visit the builder's website for the latest information available on this boat model.

## Specifications

Length Overall	19'6"
BEAM	8'
Dry Weight	2,500 Lbs
Tested Weight	
Draft	30"
Draft Up	17"
Draft Down	30"
Air Draft	
Deadrise/Transom	
Max Headroom	
Bridge Clearance	
Weight Capacity	
Person Capacity	9

<b>Fuel Capacity</b>	41 Gallons
<b>Water Capacity</b>	
<b>Length on Trailer</b>	
<b>Height on Trailer</b>	
<b>Trailer Weight</b>	
<b>Total Weight</b>	
<b>Aft Deck</b>	
<b>Salon Inside Width</b>	
<b>Salon Fore &amp; Aft</b>	
<b>Salon Height</b>	
<b>Salon Volume</b>	
<b>Galley Volume</b>	
<b>Master SR Width</b>	
<b>Master SR fore &amp; Aft</b>	
<b>Master SR Overhead</b>	
<b>Master SR Volume</b>	
<b>Eng. Room Volume</b>	

# Acceleration Times & Conditions

Time to Plane	
0 to 20	
Ratio	
Props	
Load	
Climate	

## Builders Commentary

A 19' 6" stylish bowrider with sufficient storage for the entire day's worth of fun on the water. With an 8' beam, stylish interior, easy trailering and storage galore, this boat will turn hour-long trips into full days of roomy cruising.

## Interior

Image not found or type unknown

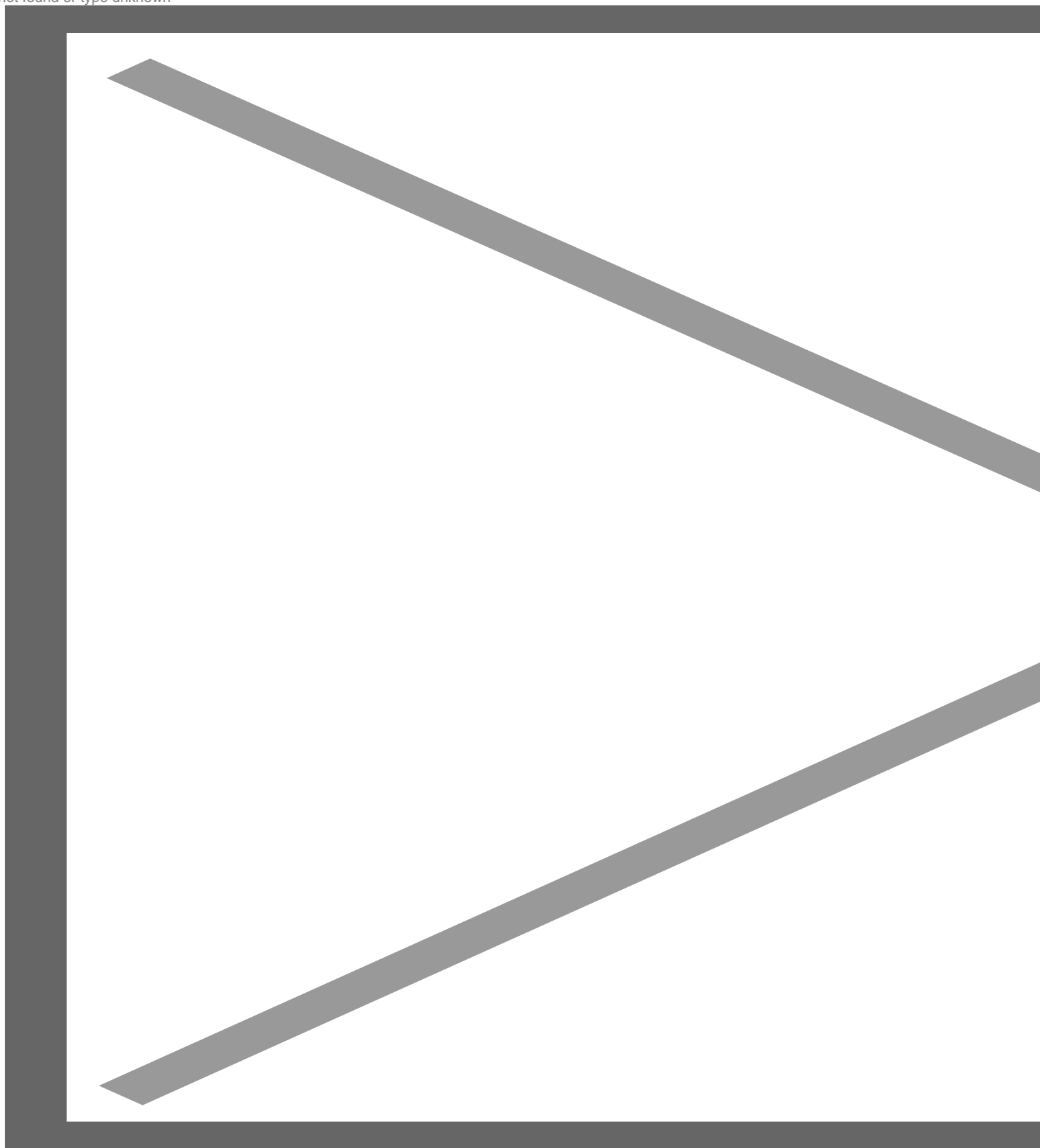


Image not found or type unknown

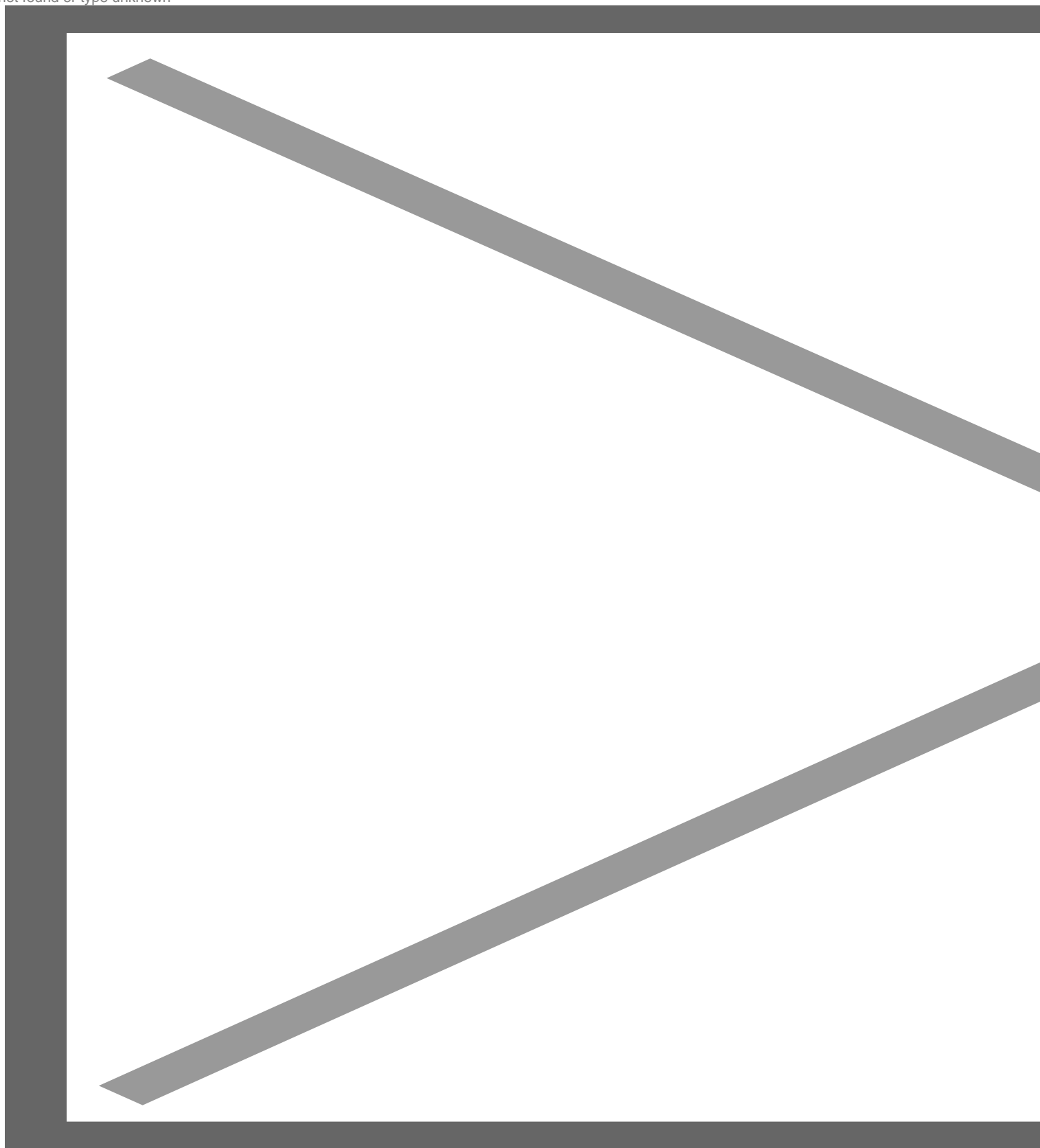


Image not found or type unknown

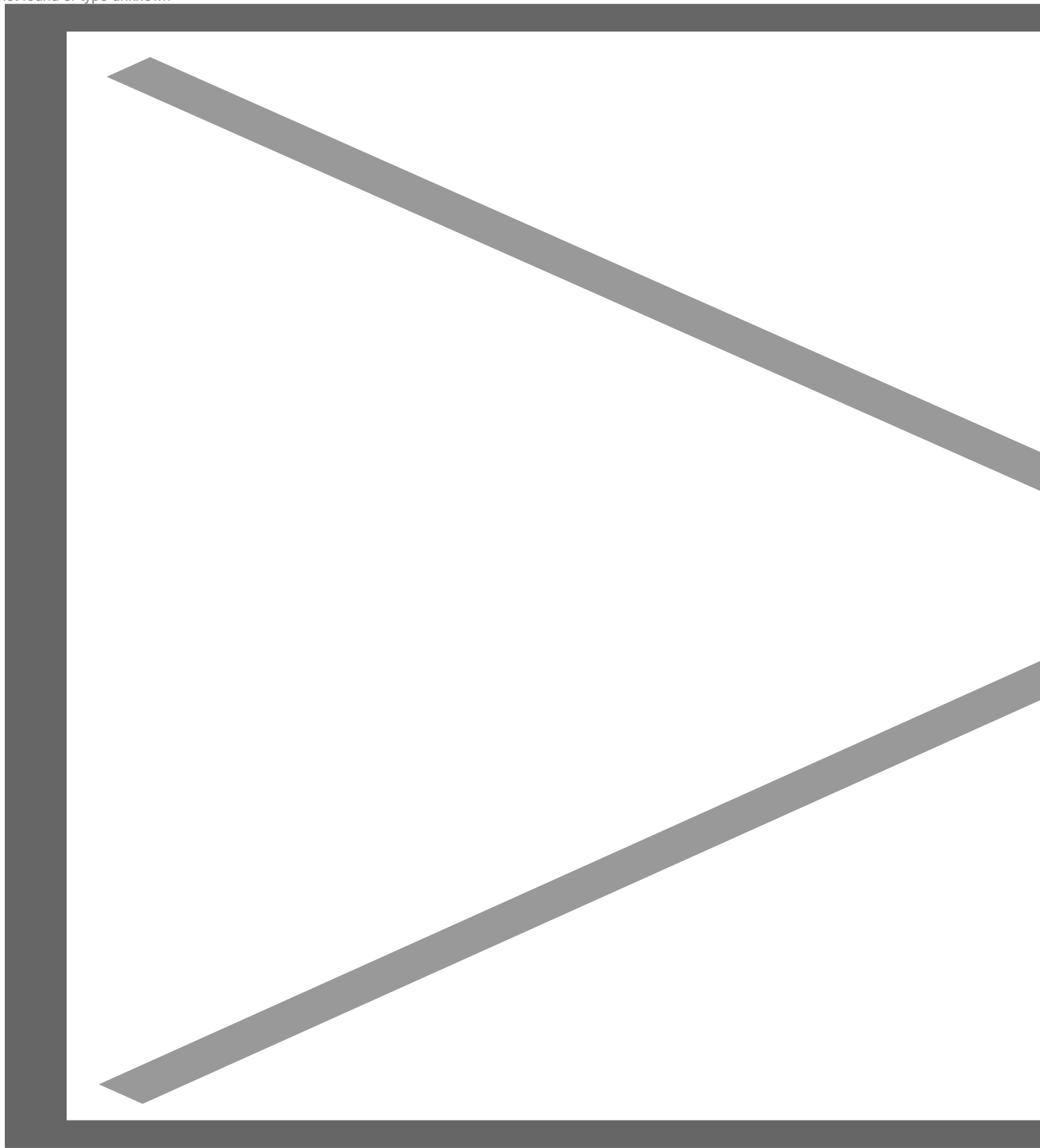


Image not found or type unknown

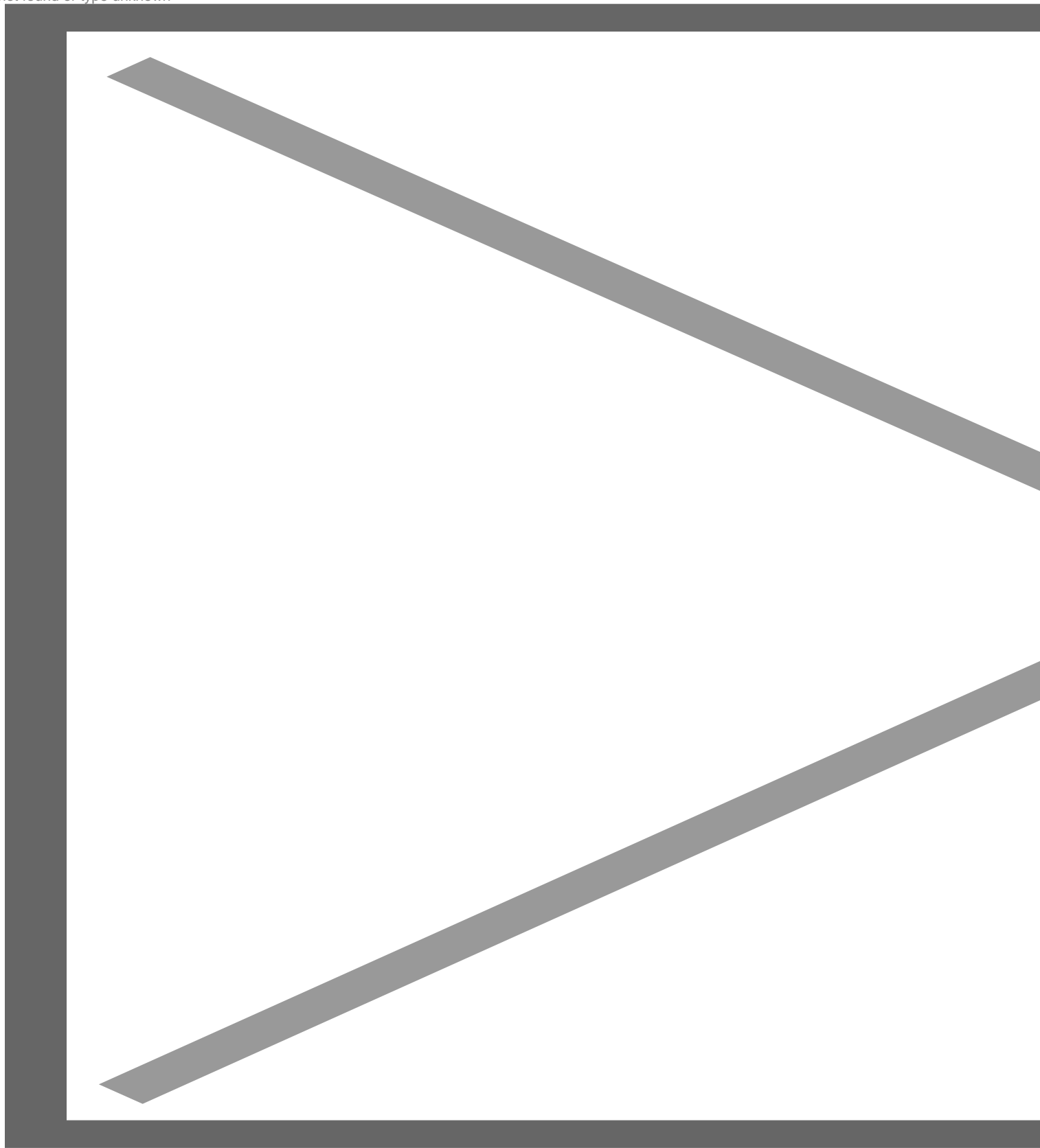


Image not found or type unknown

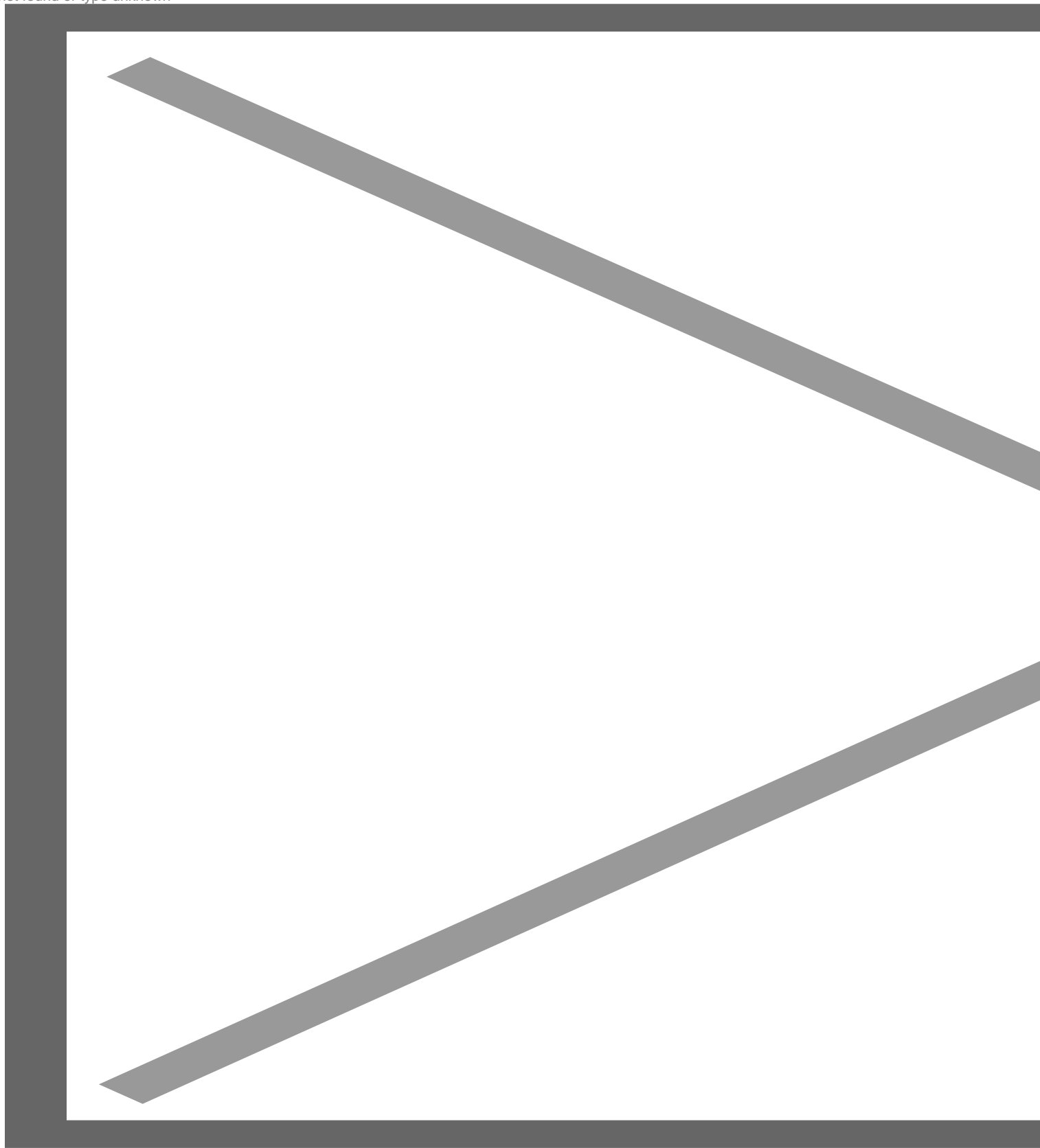
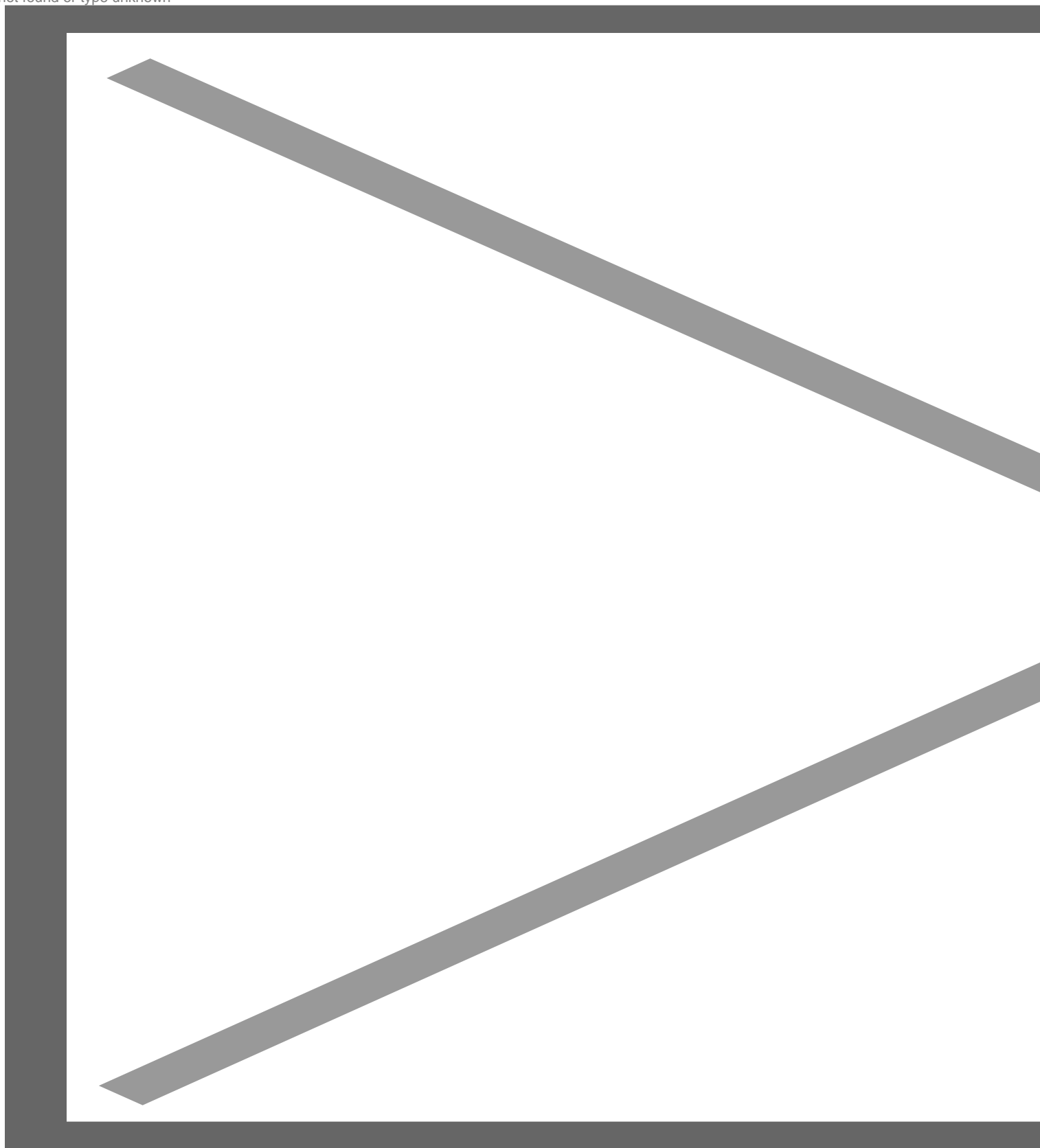




Image not found or type unknown



# Standard Features

## Canvas

- Bimini Top with Boot, Color Coordinated

## Cockpit

- Courtesy Lights
- Cup holders: Stainless Steel
- Seating -Dual Bucket Seats with Flip-up Bolsters
- Storage - Cooler Space
- Storage - In Floor/Large
- Storage - Port Side Dash Glove Box

## Construction

- Cleats - Stainless Steel Fixed
- Drill Transom - Outboard Motors
- Rub Rail - Black or White with Stainless Insert
- Windshield - With Walk-thru, Tinted Safety Glass

## Entertainment

- Stereo - Kicker® KMC1 Bluetooth®

## Flooring

- Bamboo - Deck - Golden Amber - Snap-in, Softstep
- Bamboo - Deck - Silver Stone - Snap-in, Softstep

## Helm

- Digital Depth Gauge
- Steering - Tilt, 5 Position

## Options

## Canvas

- Full Canvas Enclosure - Sides, Forward, Aft
- Storage Cover - Bow and Cockpit

## Cockpit

- Bow Doors - Walk-thru and Latchable
- Filler Cushions - Bow

## Construction

- Bow Scuff Plate
- Canadian Certification
- Cleats - Stainless Steel Pull-Up
- Cradle - Shipping
- US or Canadian Flag with Removeable Flagpole
- Docking Lights - LED

- Fender Clips
- Install Engine - Outboard Motors
- Ski-Tow - Telescoping
- Swim Lights -- Blue LED
- Intl. - CE Equipment

## Engine

- BRP® - E 115HP DX
- BRP® - E 150HP DX
- Mercury® - 115HP EXLPT Command Thrust 4ST
- Mercury® - 150HP XL 4ST
- Suzuki® - DF 115HP ATX
- Suzuki® - DF 140HP ATX2
- Suzuki® - DF 200HP ATX2 (Mechanical)
- Yamaha® - F115HP XB (Mechanical)
- Yamaha® - F150HP XB (Mechanical)
- Yamaha® - F200HP XB (Mechanical)

## Entertainment

- Remote - Transom Control

## Electrical

- Dual Battery System with Switch

## Helm

- Steering - Hydraulic (required on 150HP+)
- Steering - Power Assist ( Recommended on 200HP+)



