

Sabre Yachts 45 Salon Express

Price

Base Price

Specifications

Length Overall	49'0"
BEAM	14'8"
Dry Weight	
Tested Weight	
Draft	3'9"
Draft Up	
Draft Down	
Air Draft	
Deadrise/Transom	
Max Headroom	
Bridge Clearance	
Weight Capacity	
Person Capacity	
Fuel Capacity	450 Gallons

Water Capacity	150 Gallons
Length on Trailer	
Height on Trailer	
Trailer Weight	
Total Weight	
Aft Deck	
Salon Inside Width	
Salon Fore & Aft	
Salon Height	
Salon Volume	
Galley Volume	
Master SR Width	
Master SR fore & Aft	
Master SR Overhead	
Master SR Volume	
Eng. Room Volume	

Acceleration Times & Conditions

Time to Plane	
0 to 20	
Ratio	
Props	
Load	
Climate	

Builders Commentary

The Sabre 45 Salon Express offers two staterooms with two full heads and a salon that flows down two gentle steps to a bright half-up galley. Her unique proposition is the utility space located between the engine room and the guest stateroom. This space is reserved for the installation of optional accessories like washer/dryer units, additional freezers, or wine chillers. By creating this working space all storage areas within the vessel have been preserved, and her cruising accommodations feel like those of a much larger craft.

Interior

Image not found or type unknown




Image not found or type unknown




Image not found or type unknown




Image not found or type unknown





Image not found or type unknown



Standard Features

Hull

- Modified Deep “V” Planing hull design
- 16° deadrise at transom, 23° deadrise amidships
- ISO NPG white gelcoat w/vinylester backup resin
- Bottom, topsides and transom VIP resin infused biaxial E-glass with Corecell SAN foam core
- Stringer system biaxial E-glass with foam core
- Resin Infused E-glass swim platform with molded-in anti-skid
- Hull side rubbing strakes
- White PVC rub rail with stainless steel cap
- Painted (Urethane) double boot top
- Gold recessed cove stripe

Deck and Hardtop

- ISO NPG gelcoatVIP resin infused biaxial E-glass with balsa coreMolded-in anti-skid deck surfaces
- Anchor locker with slam latchWide side deck walkways
- Large U-shape settee in cockpit with high gloss table
- Engine room access hatch in cockpit sole

Deck and Hardware

- 1 1/4" Diameter type 316 stainless steel perimeter rail system
- (6) 12" Stainless steel cleats: two forward, four mid ship
- (2) bollard cleats aft
- (1) 10" Stainless steel cleat to starboard of windlass as anchor rode tie off
- Cast stainless steel skene chocks forward
- Custom stainless steel bow pulpit with dual anchor roller
- Quick anchor windlass, electric rope-chain type

- Flag staff and socket on taffrail
- Burgee staff on bow pulpit
- Low Profile hatches w/screens
- Custom stainless steel opening port lights
- Teak cap rails
- Teak cabin-side eyebrow
- Custom cast stainless steel “SABRE” logo
- Stainless steel transom gates
- Salt water wash down system at the bow
- Kahlenberg single chrome air horn

Helm Station

- Hinged access door to starboard deck
- (2) Volvo/Garmin 17” MFD Glass Bridge displays
- Volvo Garmin Autopilot display
- Joy stick steering on helm arm rest
- Triple windshield wipers with multiple speed settings
- Windshield washers plumbed from the fresh water system
- Kahlenberg single chrome trumpet horn with the compressor
- Ritchie Compass
- Switch controls for horn, running lights, anchor light, engine room blowers, and bilge pumps.
- Custom teak steering wheel with tilt helm and Sabre logo
- Twin Stidd N Series helm seats with Ultraleather fabric
- Tri-color helm lights, red, white, & blue.
- NMEA 2000 backbone
-

Standard Volvo Package

- Twin Volvo IPS-600 with D6 435 mhp engines
- Volvo Automatic Interceptor Trim Tabs, 750mm

- Active Corrosion Protection System
- Dynamic Positioning System
- Volvo Autopilot with controls incorporated into helm screen
- Joystick control installed in Stidd armrest.
- Slow speed, single lever, and cruise control software
- Sabre exhaust by-pass system.
- Engine room ventilation system.
- Garmin GPS receiver
- (2) Volvo/Garmin 8617 MFD with separate Garmin SD card reader

Engine Room

- 115A, 12V alternators each engine.
- Engine room ventilation system.?
- Engine room floor with FRP anti-skid.
- White gelcoated engine room
- Mylar-faced foam noise barrier

Fuel System

- Twin 225 USG diesel fuel tanks port and starboard.
- Racor fuel filters with water in fuel probes.
- Port & starboard 2" "Diesel" deck fill plates.

Fuel System

- Four "Full River" DC250 6 volt AGM deep cycle ship's service batteries

- Port & Starboard dedicated AGM engine start batteries.
- (1)?AGM Group 24 generator start battery.
- Remote control battery switches with controls at helm.
- Manual emergency engine battery crossover switch.
- Battery charger, 3-stage, 3-bank, 50amp.
- 12VDC Electrical System
- Illuminated main circuit breaker distribution.
- Digital battery monitoring for each bank.
- High output efficient LED lighting throughout boat.
- Marine-grade, UL & ABYC standard wire throughout.
- USB ports at helm and each cabin.
- Strip lighting below the upper cabinet in the forward stateroom, in the guest stateroom below the shelf and bulkhead, behind the sinks in both heads and above the sink in the galley
- Dimmers in cockpit, main salon, galley and staterooms

120/240VAC ELECTRICAL SYSTEM

- Onan 11.5kW QD (Quiet Diesel) generator.
- Cummins Onan digital generator display.
- 50A 120/240VAC shore power service.
- ELCI main circuit breaker for complete boat protection.
- Powered retractable shore cord with 75' cable.
- Automatic transfer between shore and generator.
- Illuminated main circuit breaker distribution panel.
- Digital AC system monitor.
- 120V GFCI protected outlets in each cabin and engine room.
- Reverse cycle heat/air conditioning with 4 zones. One 16k BTU in the forward cabin, one 8k BTU in guest cabin, two 12k BTU in the main salon

ENTERTAINMENT MEDIA

- Fusion Black Box System with Bluetooth. Remote controls at helm and cockpit, four speakers: two in the main salon, two in the cockpit.
- 10? Kicker subwoofer
- 10? Kicker Amplifier
- HDMI cables run from each TV to the guest stateroom aft, below the helm

FORWARD MASTER STATEROOM

- Private door to master stateroom with head en suite.
- Island berth layout with 9? latex mattress and ?laminated trim.
- Cherry hull ceilings.
- Drawers under aft end of berth.
- Large cedar lined hanging locker to starboard.
- Bureau to port with (4) draws.
- Outboard berth cabinets with shelves.
- Teak and holly sole.
- Sound deadening soft headliner panels.
- Pocket door to master head compartment.

MASTER HEAD

- Private access from master stateroom.
- Custom tile in head and shower sole.
- Solid surface countertop with semi-recessed sink.
- Vanity cabinet below sink with drawer.
- Cabinet above vanity with mirror in door.
- Separate shower stall with clear acrylic divider.
- Storage locker outboard of shower.
- Electric shower sump pump
- Opening port to side deck

- Deck hatch with blind/screen overhead
- Ventilation blower
- Stainless steel towel bars

GUEST STATEROOM

- Double berth converts to separate twin berths with 6" foam mattresses
- Cherry hull ceilings.
- Storage locker with shelves.
- Drawers in bulkhead above berth
- Teak and holly sole.
- Sound deadening soft headliner panels.

GUEST EN-SUITE DAY HEAD

- Custom tile in head and shower sole.
- Solid surface countertop with semi-recessed sink.
- Vanity cabinet below sink.
- Cherry wood trimmed mirror over sink.
- Separate shower stall with clear acrylic divider.
- Door to guest stateroom and door to passageway
- Storage locker outboard of shower.
- Electric shower sump pump
- Opening port to side deck
- Deck hatch with blind/screen overhead
- Ventilation blower
- Stainless steel towel bars

GALLEY

- Solid surface counter top.

- Stainless steel under mount sink with cover and pull-out faucet
- Stainless steel 2-drawer refrigerator.
- Stainless steel 1-drawer freezer.
- Two burner induction cook top.
- Convection microwave with stainless steel face
- Drawers and storage lockers below the counter.
- Storage lockers outboard countertop.
- Built-in waste basket.

MAIN SALON

- “L” settee to starboard with drawers beneath.
- Straight settee to port with TV cabinet forward.
- High Gloss finished table with hi-low pedestal.
- HDTV on powered lift.
- Sound deadening, soft headliner panels
- Mirror polished Stainless steel and glass door to cockpit.
- Powered drop window on aft bulkhead.
- Swing door at helm to starboard side deck.

DECOR

- Varnished cherry interior finish.
- Screens on all opening ports.
- Ocean Air screen/blinds on deck hatches.
- Poseidon pleated blinds on salon windows.
- Drapes on aft curved windows
- Sabre offered fabric and Corian decor package
- Dovetailed, varnished maple drawer boxes
- Accord shades on all opening ports

FRESH WATER SYSTEM

- Water capacity 150 gals.
- 11-gallon water heater 120v
- Temperature control valve on hot water supply.
- Variable flow constant water pressure pump.
- Highest quality lead free water system components.
- Shore water inlet with filter.
- Transom shower hot and cold.
- Fresh water spigot in engine room

WASTE DISPOSAL

- Thick wall polyethylene holding tank 65-gallon capacity.
- Deluxe fresh water Tecma?MSDs in master and guest head.
- Deck fitting for land based pump out stations.
- Diaphragm waste pump for overboard discharge.

SAFETY

- Clean agent engine room fire extinguisher system.
- Automatic and manual control of extinguisher system.
- Fire system auto shut down of engines, generator, and blowers.
- Portable fire extinguishers in all accommodation spaces.
- Corrosion proof Marelon sea valves.
- Bonding system to safeguard against galvanic corrosion.
- (3) Automatic 12V electric bilge pumps.
- (3) high water sensors with alarm.

UTILITY ROOM

- Access via a hatch in salon sole.
- Flexible work space below salon with built-in storage.
- Multiple supplemental appliance and storage options.

OPTIONS

- Seakeeper?6 gyro stabilizer
- FreedomLift tender lift and storage system.
- Power sunroof with sunscreen on the hardtop.
- Cockpit shade system electrically actuated.
- True sine wave inverter/charger
- Full spectrum color underwater lights
- Central vacuum system.
- Kahlenberg dual or triple horns
- Washer and dryer in utility space.
- Oil change system for engines and generator.
- Teak decking in cockpit and swim platform.
-

