

Fairline 33 O/B

Price

Base Price

Specifications

Length Overall	33'7"
BEAM	11'6"
Dry Weight	
Tested Weight	
Draft	2'4"
Draft Up	
Draft Down	
Air Draft	
Deadrise/Transom	
Max Headroom	
Bridge Clearance	
Weight Capacity	
Person Capacity	8
Fuel Capacity	150 Gallons

Water Capacity	35 Gallons
Length on Trailer	
Height on Trailer	
Trailer Weight	
Total Weight	
Aft Deck	
Salon Inside Width	
Salon Fore & Aft	
Salon Height	
Salon Volume	
Galley Volume	
Master SR Width	
Master SR fore & Aft	
Master SR Overhead	
Master SR Volume	
Eng. Room Volume	

Acceleration Times & Conditions

Time to Plane	
0 to 20	
Ratio	
Props	
Load	
Climate	

Builders Commentary

The beauty of the F//LINE 33 Outboard lies in its adaptability. Considered space means your guests can stretch out in comfort. Excellent low-speed maneuverability gives you uncomplicated handling. And the powerful twin Mercury Verado engines being within reach means easier maintenance.

With our design ethos of connecting you to the water, the F//LINE 33 Outboard is even more unique.

The innovative ‘Ascender’ bathing platform means you can take simple dips into the blue, with steps on both sides making access easy. And when mooring stern-to, this is where this feature becomes truly versatile. The platform becomes your bridge, rising to the height of the quayside so that you can effortlessly step up onto the land, as well as allowing the drive legs to lift clear of the water. Wherever you go, you can take your experience to the next level.

Layout

Image not found or type unknown





Image not found or type unknown



Interior

Image not found or type unknown




Image not found or type unknown




Image not found or type unknown





Image not found or type unknown



Standard Features

Deck

- Anchor light Anchor chain (8mm x 30m)
- Anchor chain locker
- Anchor winch remote controls
- Anchor winch (electric)
- Bilge pump switches with integral operating warning lights & audible alarms
- Carbon fibre ensign staff Chain stopper (10mm)
- Fenders (x6)
- Foredeck sunbed cushion cover
- Fuel filler Fuel gauges
- High capacity emergency manual bilge pump system
- Horn Hot & cold-water handheld transom shower
- Mooring lines (6 x 2.5m)
- Moulded non-slip deck surface

- Navigation lights Recessed self-draining area on foredeck for sunbed cushions
- Rubbing strake Self-stowing stainless-steel anchor (10kg)
- Stainless steel pop-up bow, spring & stern cleats
- Stainless steel stemhead roller
- Side deck access doors
- Toughened, single piece, curved glass windscreen
- Water filler Waste outlet

Helm Position

- Compass 7" display screen
- Drinks holders
- Electronic single-lever throttle & gear controls for port & starboard engines
- Full engine monitoring including; digital tachometers, oil pressure gauges, temperature gauges, audible alarms, engine hour meters, helm position indicator, compass
- Garmin VHF 315i marine radio
- Twin helm seats – fixed height USB socket

Electrical Systems

- All 240V, 12V circuits with circuit protection
- Electrical sockets
- Heavy duty circuit breakers
- Isolating switches to all batteries
- 12 Volt Batteries x 2 - 1 for domestic services - 1 for engine starting
- Battery crossover system 240
- Volt Polarity check & earth leakage protection system
- Regulated battery inverter/charger
- Shore power supply

Cockpit

- Audio unit with Bluetooth connectivity 2 x 8" waterproof speakers
- Bar unit with sink & fridge
- Boat hook
- Forward & aft facing seating with stowage under
- Life raft stowage Manual bilge pumps
- Moulded non-slip deck surface

- Step for side deck access
- Stowage bins
- Toy storage access hatch
- Transom safety hoops
- Transom washboard
- Tonneau cover
- USB socket