

Pardo Yachts 38

Price

Base Price

Specifications

Length Overall	11.90 M
BEAM	3.60 M
Dry Weight	7 Tons
Tested Weight	
Draft	.90 M
Draft Up	
Draft Down	
Air Draft	
Deadrise/Transom	
Max Headroom	
Bridge Clearance	
Weight Capacity	
Person Capacity	16
Fuel Capacity	1000 L.

Water Capacity	180 L.
Length on Trailer	
Height on Trailer	
Trailer Weight	
Total Weight	
Aft Deck	
Salon Inside Width	
Salon Fore & Aft	
Salon Height	
Salon Volume	
Galley Volume	
Master SR Width	
Master SR fore & Aft	
Master SR Overhead	
Master SR Volume	
Eng. Room Volume	

Acceleration Times & Conditions

Time to Plane	
0 to 20	
Ratio	
Props	
Load	
Climate	

Exterior

Image not found or type unknown




Image not found or type unknown




Image not found or type unknown




Image not found or type unknown




Image not found or type unknown




Image not found or type unknown





Image not found or type unknown



Interior

Image not found or type unknown




Image not found or type unknown




Image not found or type unknown





Image not found or type unknown



Standard Equipment

LARGE VOLUME AND GREAT STANDING HEIGHTS, BRIGHT INTERIORS, GREAT NATURAL VENTILATION, ELECTRIC TOILET WITH FRESH WATER, CARBON T-TOP, ERGONOMIC CONSOLE AREA WITH CARBON INSERTS, FRONT SUNBED AREA FOR 3 PERSONS.

