

# Nautique Nautique 200

## Price

Base Price

## Specifications

Length Overall	20'
BEAM	95"
Dry Weight	3400 Lbs
Tested Weight	
Draft	22"
Draft Up	
Draft Down	
Air Draft	
Deadrise/Transom	
Max Headroom	
Bridge Clearance	
Weight Capacity	1,450 Lbs
Person Capacity	9
Fuel Capacity	27 Gallons

Water Capacity	
Length on Trailer	
Height on Trailer	
Trailer Weight	
Total Weight	
Aft Deck	
Salon Inside Width	
Salon Fore & Aft	
Salon Height	
Salon Volume	
Galley Volume	
Master SR Width	
Master SR fore & Aft	
Master SR Overhead	
Master SR Volume	
Eng. Room Volume	

# Acceleration Times & Conditions

Time to Plane	
0 to 20	
Ratio	
Props	
Load	
Climate	

# Builders Commentary

Ready to cater towards the school, camp or family looking for a waterski boat that can outperform anything else, the Nautique 200 is ready to be put to the test. With hull characteristics derived from the record-breaking Ski 200, this model has taken the best features and built on those to produce a boat perfect for the course or open-water. A waterski boat with a ton of interior space, the Nautique 200 has the refined and industry-leading build quality of a Nautique and is AWSA tournament-approved.

# Interior

Image not found or type unknown




Image not found or type unknown




Image not found or type unknown




Image not found or type unknown




Image not found or type unknown






Image not found or type unknown




Image not found or type unknown





Image not found or type unknown



# Features

## **BOARD RACKS**

The Nautique 200 comes with the option to add rotating board racks for wakeboards and wakesurfers to the Flight Control Tower.

## **OPEN BOW**

Utilize the open bow configuration in multiple ways with the Nautique 200. Cushions fill the entire bow for a place to lounge, or you can eliminate the center cushion for a walkthrough or take out the cushions and you have a large SeaDek-covered area.

## **BOW WALK-THROUGH**

Easily and safely enter the boat from the bow using the SeaDek-covered area that gives you access to the boat using the center windshield walkthrough.

## **OPEN INTERIOR LAYOUT**

The interior of the Nautique 200 provides plenty of space for up to 9 passengers. With zero carpet onboard and SeaDek throughout, this boat is stylish, comfortable and easily maintained.

## **FLIP-DOWN TOURNAMENT SEAT**

The rear-facing tournament seat is perfect for sitting back and watching the action behind the boat. It can also be easily flipped down to access the bow, and since it has SeaDek on the back, you never have to step on your upholstery.

## **REMOVABLE REAR SEATING**

The Nautique 200 stern seating area can be configured multiple ways. Remove the center cushion to expose a built-in step to the transom or eliminate all cushions to create a larger SeaDek-covered area.

## **NAUTIQUE 200 DASH**

Sitting at the helm of the Nautique 200, you can tell it was designed for those who spend a lot of time at the wheel. Everything you need is comfortably within reach with the offset LINC Panoray Touchscreen ready to control all of your major functions. The Helm Command rotary dial gives you the ability to easily navigate through menus and settings while sitting comfortably, and the low-profile dash provides excellent visibility.

## **PASSENGER SEAT STORAGE**

Flip up the passenger seat of the Nautique 200 and store your gear out of the way. The playpen design in the bow provides more space in this area so that skis, wakeboards or any other gear can fit comfortably.

