

Stingray 235 LR Sport Deck

Price

Base Price

Specifications

| | |
|------------------|------------|
| Length Overall | 23'11" |
| BEAM | 101" |
| Dry Weight | 4,105 Lbs |
| Tested Weight | |
| Draft | 17" |
| Draft Up | |
| Draft Down | |
| Air Draft | |
| Deadrise/Transom | 15 Degree |
| Max Headroom | |
| Bridge Clearance | |
| Weight Capacity | 2535 LBs |
| Person Capacity | 12 |
| Fuel Capacity | 56 Gallons |

| | |
|----------------------|------------|
| Water Capacity | 13 Gallons |
| Length on Trailer | |
| Height on Trailer | |
| Trailer Weight | |
| Total Weight | |
| Aft Deck | |
| Salon Inside Width | |
| Salon Fore & Aft | |
| Salon Height | |
| Salon Volume | |
| Galley Volume | |
| Master SR Width | |
| Master SR fore & Aft | |
| Master SR Overhead | |
| Master SR Volume | |
| Eng. Room Volume | |

Acceleration Times & Conditions

| | |
|---------------|--|
| Time to Plane | |
| 0 to 20 | |
| Ratio | |
| Props | |
| Load | |
| Climate | |

Builders Commentary

The wide, sport deck design creates a roomy interior, lending way to a convenient side-entry walkway and a head compartment large enough to double as a changing room. For watersports enthusiasts, a large swim platform features built-in drink holders, a fiberglass storage compartment, a transom mount trim and tilt, and an optional transom stereo remote. Transom and bow showers are convenient and help maintain a clean interior. A standard full fiberglass liner with overboard drains makes for easy cleanup at the end of the day. This big Sport Deck model, measuring in at just under 24 feet has enough room for family and friends to come along.

Interior

Image not found or type unknown




Image not found or type unknown



Image not found or type unknown




Image not found or type unknown




Image not found or type unknown




Image not found or type unknown





Image not found or type unknown



Standard Features

Hull

- Tilt Steering w/ Locking Detent
- Porta-Potti w/ level indicator

Standards

- 3-Year Hull Blister Protection Plan

- Backlit instruments & Circuit breakers
- Bilge Pump 1100 GPH Auto/Man
- Bow Anchor Locker
- Bow Storage
- Certifications: NMMA, USCG
- Cooler/Storage Box with Overboard Drain
- Dash Accessory Plug 12V w/ Dual USB Ports
- Enclosed Head & Lighting
- Exclusive Z-Plane Hull
- Fire Extinguisher Holder Insert
- Fire Port
- Floor Storage w/ Oversize Door
- Integrated Electric Horn
- Limited Lifetime Hull Protection Plan
- Nano-Block Stain Resistant Vinyl
- Oversized Cup Holders
- Power Steering (Engine Driven)
- Power Trim and Tilt
- Safety Glass Windshield
- Self Bailing Cockpit
- Stainless Steel Multi-Step Aft Ladder
- Stainless Steel Ski Tow

