

Stingray Stingray 231 DC Sport Deck

Price

Base Price

Specifications

Length Overall	23'8"
BEAM	101"
Dry Weight	3648 Lbs
Tested Weight	
Draft	17"
Draft Up	
Draft Down	
Air Draft	
Deadrise/Transom	15 Degree
Max Headroom	
Bridge Clearance	
Weight Capacity	2535 Lbs
Person Capacity	12
Fuel Capacity	56 Gallons

Water Capacity	13 Gallons
Length on Trailer	
Height on Trailer	
Trailer Weight	
Total Weight	
Aft Deck	
Salon Inside Width	
Salon Fore & Aft	
Salon Height	
Salon Volume	
Galley Volume	
Master SR Width	
Master SR fore & Aft	
Master SR Overhead	
Master SR Volume	
Eng. Room Volume	

Acceleration Times & Conditions

Time to Plane	
0 to 20	
Ratio	
Props	
Load	
Climate	

Builders Commentary

The 231 DC is a delightful dual-console dayboat that has sumptuous comfort, exceptional versatility and thrilling performance in a sporty yet elegant design. The wide, sport deck design creates plenty of interior space, a convenient side-entry walkway, it has a large bow and aft seating with filler options, a sink and a head compartment large enough to double as a changing room. Â Add the optional custom STINGRAY wakeboard tower and you're ready for some watersports action! We will see you on the water!

Interior

Image not found or type unknown




Image not found or type unknown




Image not found or type unknown




Image not found or type unknown




Image not found or type unknown




Image not found or type unknown




Image not found or type unknown





Image not found or type unknown



Standard Features

Hull

Tilt Steering w/ Locking Detent

- Porta-Potti with Dockside Pump out
- Porta-Potti w/ level indicator

Standards

- 3-Year Hull Blister Protection Plan

- Backlit instruments & Circuit breakers
- Bilge Pump 1100 GPH Auto/Man
- Bow Anchor Locker
- Bow Storage
- Certifications: NMMA, USCG
- Cooler/Storage Box with Overboard Drain
- Dash Accessory Plug 12V w/ Dual USB Ports
- Enclosed Head & Lighting
- Exclusive Z-Plane Hull
- Fire Extinguisher Holder Insert
- Floor Storage w/ Oversize Door
- Integrated Electric Horn
- Limited Lifetime Hull Protection Plan
- Nano-Block Stain Resistant Vinyl
- Oversized Cup Holders
- Power Trim and Tilt
- Safety Glass Windshield
- Self Bailing Cockpit
- Stainless Steel Multi-Step Aft Ladder
- No Feedback Steering
-

