

Smoker Craft 182 Explorer

Price

Base Price

Specifications

Length Overall	18'2"
BEAM	96"
Dry Weight	1425 Lbs
Tested Weight	
Draft	
Draft Up	
Draft Down	
Air Draft	
Deadrise/Transom	17 Degree
Max Headroom	
Bridge Clearance	
Weight Capacity	1100 Lbs
Person Capacity	8
Fuel Capacity	25 Gallons

Water Capacity	
Length on Trailer	
Height on Trailer	
Trailer Weight	
Total Weight	
Aft Deck	
Salon Inside Width	
Salon Fore & Aft	
Salon Height	
Salon Volume	
Galley Volume	
Master SR Width	
Master SR fore & Aft	
Master SR Overhead	
Master SR Volume	
Eng. Room Volume	

Acceleration Times & Conditions

Time to Plane	
0 to 20	
Ratio	
Props	
Load	
Climate	

Builders Commentary

The Explorer has a wide range of versatile extras for serious family fun! A spacious cockpit, flip-up stern jump seats and optional ski tow provide something for everyone, while serious anglers will be right at home with large casting platforms, IGTS Integrated Track System and state-of-the-art consoles.

Interior

Image not found or type unknown




Image not found or type unknown




Image not found or type unknown




Image not found or type unknown




Image not found or type unknown




Image not found or type unknown




Image not found or type unknown




Image not found or type unknown




Image not found or type unknown





Image not found or type unknown



Standard Features

FLOOR/CARPET

- Marine Mat Step Pads on Top Loading Rod Boxes
- Sea Weave Cockpit
- Vinyl Covered Casting Decks
- Marine Treated $\frac{3}{4}$ " Plywood Floor

SEATING

- Bow Cushion Set
- Rear Flip up Jump Seats
- 6 Seat Bases
- Slider on Helm Chair
- 3 Fishing Seats

MISCELLANEOUS

- 12 Volt Power Point
- Interior LED Blue Mood Lighting
- Top Loading Rod Boxes
- Fiberglass Console and Passenger Side Glove Box
- Convertible Bow Casting Platform from Full Platform to Walk-Through
- Yablow Ventilation System
- IGTS –Integrated Track System
- Movable Seat Pedestals
- Extreme Tilt Steering
- Twice Baked Urethane Paint
- Cleats (4)
- Molded in Spray Rails
- Stainless Steel Passenger Grab Handle

- Lighted Rocker Switches
- Circuit Breakers

STEERING

- Hyrdaulic Steering (182)

HULL CONSTRUCTION

- Hyrda Lift Hull
- 5 Keel Construction
- Injected Foam Floatation
- Performance Hull System

LIVEWELL

- 23 Gallon Aerated Stern Livewell
- 15 Gallon Aerated Bow Livewell

STORAGE

- In-Floor Rod/Ski Storage

STEREO

- 2 Speakers
- Auxiliary Port for MP3 Player
- Stereo Jensen MS3A w/Bluetooth

COLOR

- Silver Metallic w/ Yellow Stripe
- Silver Metallic w/ Blue Stripe
- Silver Metallic w/ White Stripe

LIGHTING

- Navigation Lights

TROLLING MOTORS

- Trolling Motor Plug

DASH

- Fuel Gauge
- Tachometer
- Speedometer
- Volt Meter

WINDSHIELD

- Curved Walk Through Windshield

Options

FLOOR/CARPET

- Snap-in Carpet

SEATING

- Seat Slider
- Power Pedestal
- Additional Fishing Seat

SKI

- Ski Tow Pylon

CANVAS

- Snap-on Mooring Cover
- Full Enclosure (Side, Aft, Walk-Thru, & Bow Cover)
- Fisherman's Top
- Trailerable Ratchet Cover (Dowco)

MISCELLANEOUS

- 3-Step Stainless Steel Boarding Ladder
- Fuel Water Separator
- Stereo Kicker KMC10 w/Bluetooth
- Sea Star Hydraulic (172)
- Battery Charger
- Ram Mount Hummingbird Sonar Unit
- In-Dash Lowrance Sonar Unit
- 12/24V Trolling Motor
- Depth Gauge
- Quick Disconnect

