

Sea Fox 368 Commander

Price

Base Price

Specifications

Length Overall	36'
BEAM	11'
Dry Weight	
Tested Weight	
Draft	25.75"
Draft Up	
Draft Down	
Air Draft	
Deadrise/Transom	35"
Max Headroom	
Bridge Clearance	
Weight Capacity	
Person Capacity	
Fuel Capacity	382 Gal.

Water Capacity	
Length on Trailer	
Height on Trailer	
Trailer Weight	
Total Weight	
Aft Deck	
Salon Inside Width	
Salon Fore & Aft	
Salon Height	
Salon Volume	
Galley Volume	
Master SR Width	
Master SR fore & Aft	
Master SR Overhead	
Master SR Volume	
Eng. Room Volume	

Acceleration Times & Conditions

Time to Plane	
0 to 20	
Ratio	
Props	
Load	
Climate	

Builders Commentary

The all-new 368 Commander is the new flagship of the Sea Fox family. At 36’ LOA and 11’0” beam, the 368 Commander has a sharp 23-degree deadrise to handle the roughest water conditions. The 3” composite transom can hold either triple Yamaha F300s or twin F425s. The hull has an infused lamination process and the first of its kind in the Sea Fox line up. The foam-filled stringer mold is a beast with massive bonding points throughout the hull to ensure a solid ride in any weather condition.

Like all Sea Fox boats, the 368 is designed for comfort in the bow area with its extended multi-person front of console lounge and has multi-dimensional cushions for the ultimate in comfort. The cockpit is a serious fisherman’s dream boasting twin 50-gallon aquarium live-wells that are also pressurized – 0% air, 100% water. Four in the floor fish hold and a larger freezer plate storage facility located across the transom wall to keep bait, food, and drinks at any temperature desired. Triple helm seats sit high for all-around viewing and a full glass enclosure keeps the crew dry in all weather conditions.

Interior

Image not found or type unknown



Image not found or type unknown




Image not found or type unknown




Image not found or type unknown




Image not found or type unknown




Image not found or type unknown



Image not found or type unknown




Image not found or type unknown



Image not found or type unknown




Image not found or type unknown




Image not found or type unknown




Image not found or type unknown




Image not found or type unknown




Image not found or type unknown



Image not found or type unknown




Image not found or type unknown



Image not found or type unknown




Image not found or type unknown





Image not found or type unknown



All Rights Reserved © 2024 BoatTEST.com, LLC



Image not found or type unknown




Image not found or type unknown



Image not found or type unknown





Image not found or type unknown



Image not found or type unknown



Standard Features

- 11 Anchor/rode kit - 22lb anchor, 15ft of chain & 200ft of rope

- Anchor - thru-hull windlass system (with controls at helm & bow), stainless steel chafe plate & anchor roller
- Battery - (5 or 6) marine batteries (depending on options/motors)
- Battery - charger (2) (3 bank) (40 amp)
- Bilge pumps (4) - 1100 GPH (1) 1500 GPH (3)
- Cabin - 5in thick innerspring mattress (6ft 6in)
- Cabin - ceramic bowl sink with SST faucet
- Cockpit - side door access w/SST frame (yacht style)
- Console - 2 level foot rests at helm
- Console - wireless cell phone charger/storage compartment
- Console - dash "SF" backlit logo
- Console - safety kit storage compartment
- Cooler - 65 qt Yeti with electric catch and mechanical slide out mechanism
- Factory prep - outfitted w/2-3 starting batteries, 2-3 deep cycle batteries, 2-3 SST props, motor oil & 50-gallons of gas
- Fish boxes - insulated (in the floor) (2) (aft)
- Freezer/refrigerator (2) - in aft deck (separate compartments)
- Storage boxes - insulated (mid-ship) (2) (rod storage)
- Garmin - 8622XSV (depth, fish & GPS) (2) w/thru-hull transducer (B175 L CHIRP & B175H CHIRP)
- Garmin - 8610XSV on Ultima facing downward towards cockpit
- Lights - live well lights
- Lights - RGB lighting with controller at helm
- Lights - blue mood lights
- Lights - power cycle blue/white fade/flash underwater lights
- Lights - upgraded red, blue & white (power cycle) courtesy lights
- Livewell - 50 gal pressurized (2)
- Motor - Reverso quick connect automatic motor flush system
- Non-skid - on cockpit floor/gunwales (sand)
- Rod storage - 31 gunwale SST flush mounted rod holders, 9 mounted rod rocket launchers on Ultima
- Seating - 3 deluxe captain's chairs with flip up arm rests
- Seating - double-wide forward lounge with flip up armrests & flip up access to storage compartment
- Seating - electric actuated bow filler board/cushion/table/floor filler
- Seating - flip out rear fiberglass bench seat w/ articulating head rest
- Seating - lounge flip up locking position back rests at bow (2)
- Seating - rear facing jump seats with flip down arm rests (2)

- Seating - scalloped lounge backrests facing aft (3)
- SST Closeout rings for rod holders
- SST pull-up cleats - (8) 10"
- SST drink holders at bow (4)
- SST flip out boarding ladder at dive door
- SST sea chest
- Stereo - JL Audio (8.8 in speakers (6), amps (3) & 12 in subwoofers (2)
- Storage - aft rigging station with bait tray & 6-tray tackle compartment
- Storage - aft tackle compartment (starboard)
- Storage - aft tackle drawer with storage fiddle
- Storage - aft trash can receptacle (port)
- Storage - machinery liner room
- Sump pump - (1)
- Toilet - electric porcelain toilet with 20 gal waste tank (includes overboard discharge)
- Transhield fitted boat cover
- Ultima hard top - D-tubing hard top frame with full glass enclosure and electric actuating air vent, flush mounted LED lights (5), light bar mounted on top & LED navigation lights, red, blue & white (power cycle) top light & mounted wireless phone chargers (2)
- Trim tabs - oversized with upgraded LED indicator switch
- Warranty - Limited Lifetime (hull)
- Washdown - freshwater with 30 gal tank
- Washdown - raw water (bow)
- Washdown - raw water (stern)

Optional Features

- Air conditioning unit - (3.5 kW) with inverter/charger & (2) 6-volt batteries
- Auto pilot - Garmin (Steer by Wire for use w/Seastar Optimus EPS only)
- Flooring - DEKit marine mat flooring
- Gel coat - colored hull complete w/silver boot stripe
- Gel coat - colored hull complete w/silver boot stripe (Deep Blue & Jetty Grey)
- Gel coat - colored hull reverse
- Gel coat - colored hull reverse (Deep Blue & Jetty Grey)
- Gel coat - colored hull sides

- Gel coat - colored hull sides (Deep Blue & Jetty Grey)
- Gel coat - colored hull stripe
- Gel coat - colored hull stripe (Deep Blue & Jetty Grey)
- Generator - MASE (diesel) (3.2 kW) (12 gallon tank) (requires OPT762)
- Motors - painted (white or black) w/metallic silver Yamaha decals (each)
- Outriggers - Taco Grand Slam bases & 15' telescopic aluminum poles
- Package - powder coating (Ultima hard top & fiberglass leaning post pod - white, black or Jetty Grey - circle choice)
- Radar - Garmin (12 kW) HD open array
- Seakeeper 3 (gyrostabilizer)
- Seating - fiberglass helm pod w/3 deluxe captain's chairs with flip up arm rests, rear facing jump seats with flip down arm rests (2), 65-qt Yeti cooler w/ mechanical slide, storage box (1-drawer) w/SST slide, flip footrest, tackle storage cabinet, battery switch compartments, slide-out trash can, slide out battery storage compartments, raw water washdown w/storage fiddle, fresh water washdown w/storage fiddle, 2 SST cup holders, sink w/shower/faucet, cutting board, Corian countertop & closing lid, battery access door (removable)
- Shade - Canvas w/ carbon fiber support poles (4) (bow)
- Steering - Yamaha Helm Master joystick (includes Set Point & DEC controls)
- Steering - Yamaha Helm Master joystick (includes Set Point & DEC controls) (twin XF425USA ONLY)
- Steering - Carbon Fiber Edson Wheel
- Tow bar - ski (removable)
- Ultima hard top - underside paint (Silver Shark, Sea Mist, Aqua Marine, Bahama Blue and Gulf Shores Blue ONLY)
- Ultima hard top - 6' electric retractable awning with inverter (aft)
- Upholstery - platinum upgrade w/matching faux teak & offshore stitch (white & medium grey)
- Upholstery - titanium upgrade w/matching faux teak & offshore stitch (two-tone darker grey)

