

Tracker Pro Team 175 TXW (2017-)

Brief Summary

The Tracker Pro Team 175 TXW comes complete with a Mercury outboard, Minn Kota trolling motor, Lowrance fishfinder and custom-matched trailer for a base price of \$16,995.

Price

Base Price \$16995.00

Prices, features, designs, and equipment are subject to change. Please see your local dealer or visit the builder's website for the latest information available on this boat model.

Key Features

- Backed by the TRACKER Promise
- TRACKER-exclusive all-welded 1-piece Revolution hull with Smooth Ride Guarantee
- All-welded construction with full-length, robotically-welded stringer and transom
- Fishing seats with clamshell-styled, contoured hinges, snap-off cushions, and bow and aft seat base locations
- Easy-access lockable center rod box with piston lid-assist for rods to 8'
- 6 storage compartments—2 bow, 2 aft, 1 under passenger seat and 1 under center seat
- 21-gal. aerated, divided livewell, timed and recirculated with a pump-out system
- Diamond Coat™ finish w/industry-exclusive powder coat & clearcoat
- VERSATRACK accessory-mounting channel in gunnels
- Factory rigged with a Mercury outboard, Minn Kota trolling motor, Lowrance fishfinder and custom-matched trailer with NEW GALVASHIELD Impact corrosion protection for improved durability

Test Results

RPM	MPH	Knots	GPH	MPG	NMPG	STAT. MILE	NM	dBa
750	2.4	2.1	0.2	12	10.4	232	201.9	86
1000	3.2	2.7	0.3	12.6	11	244	212	85

RPM	MPH	Knots	GPH	MPG	NMPG	STAT. MILE	NM	dBa
1500	4.4	3.8	0.4	11	9.6	213	185.1	86
2000	5.8	5	0.6	9.6	8.3	185	161.3	85
2500	6.6	5.7	1.1	6.3	5.5	122	105.8	85
3000	7.6	6.6	1.6	4.9	4.3	95	82.5	85
3500	13.1	11.3	1.9	6.9	6	133	115.6	86
4000	19.3	16.8	2.3	8.4	7.3	162	141.2	84
4500	25	21.7	3	8.3	7.2	161	139.9	86
5000	28.4	24.7	3.8	7.6	6.6	146	127.2	86
5500	32	27.8	4.7	6.8	5.9	132	114.6	87
5900	35.2	30.6	5.3	6.7	5.8	130	112.7	87

[View the test results in metric units](#)
[tracker_proteam175_chart_17.jpg](#)

Specifications

Length Overall	17' 7" / 5.36 m
BEAM	7' 5" 2.26 m
Dry Weight	1,009 lbs. 457 kg
Tested Weight	1,778 lbs. 806 kg

Draft	15.5" 0.39 m
Draft Up	
Draft Down	
Air Draft	
Deadrise/Transom	10-deg.
Max Headroom	open
Bridge Clearance	N/A
Weight Capacity	1,100 lbs. 499 kg
Person Capacity	4
Fuel Capacity	21.5 gal. 81 L
Water Capacity	21 gal. 79 L
Length on Trailer	
Height on Trailer	
Trailer Weight	
Total Weight	1,778 lbs. 806 kg
Aft Deck	
Salon Inside Width	

Salon Fore & Aft	
Salon Height	
Salon Volume	
Galley Volume	
Master SR Width	
Master SR fore & Aft	
Master SR Overhead	
Master SR Volume	
Eng. Room Volume	

Acceleration Times & Conditions

Time to Plane	4.7 sec.
0 to 20	
Ratio	1.83:1
Props	Spitfire 10.1" x 14" aluminum 4-bl
Load	2 persons, 3/4 fuel, no water, 50 lbs. of gear
Climate	68 deg., 42 humid.; wind: 0-5 mph; seas: calm


Tracker
 Image not found or type unknown

The Pro Team 175 TXW measures 17’7” (5.4 m) long and can be powered by up to a 75-hp outboard.

Mission Statement

It's always tough to fix what isn't broken, so when Tracker Boats decided to update its Pro Team 175 TXW, the manufacturer was smart to not change too much. The pedestal-mounted seats have been re-designed for more comfort, and the hull bottom is finished in Starlight Gray Diamond Coat.

For equipment, a Lowrance Hook-4x color fishfinder and a 21-gal. (79.5 L) aft livewell now come standard, and the boat is packaged with a single-axle trailer.

 If image is missing, ground or type unknown


Tracker carries the beam as far forward as possible, creating more space on the forward casting deck.

Features Inspection


The Bow. For a 17'7" (5.4 m) long boat, the Pro Team 175 TXW has a big forward casting deck that measures 32 sq. ft. (9.75 sq.m). The deck is recessed a couple of inches below the gunwales, and throughout the boat, all walking areas are covered in 16-oz. (.45kg) marine grade Midnight Star carpet.

There is a receptacle for one of Tracker's new "clamshell-styled" folding fishing seats that have contoured, injection molded bases and snap-off seat cushions.


The seat is positioned to make it comfortable to use the foot control for the Minn Kota Edge 12-volt trolling motor that has 45 pounds of thrust and a 45" (1.1 m) shaft. Additionally, to port, there's a bungee cord to hold down rods during a run between fishing spots.

 If image is missing, ground or type unknown

The nonskid mat on the bow adds traction for a fisherman deploying the trolling motor.


 If image is missing, ground or type unknown

The bungee cord to port in the bow secures rods and the carpet cushions the ride.


 If image is missing, ground or type unknown

The boat comes with four stainless-steel cleats. We'd like to see Tracker use pull-up models that wouldn't snag fishing lines.

Bow Storage. Outboard on each side in the bow, twin hatches open lockers that have space for lifejackets, rain gear, tackle boxes, and other equipment. The center locker hatch opens on twin gas struts, and on the underside, there's a guide for how fishing rods should be stored on the underside. All three lockers are carpeted and have locking latches.


 If image is missing, ground or type unknown

There are lockers outboard on each side in the forward casting deck. Notice that the hatch is reinforced, so it won't sag when walked on.


 Image not found or type unknown

The center locker can accommodate rods up to 8' (2.4 m) long, and the courtesy light on the console will illuminate the area at night.

The Cockpit. Stepping down into the Pro Team 175 TXW's cockpit, the boat comes with two full height bucket seats outboard on each side and a fold-down shorter model in the center. When the backrest is folded forward, it creates a step up to the aft fishing deck. There's storage in the base of the port and center seats and two cup holders in the deck.

 Image not found or type unknown


The bucket seats have raised forward cushions that help create a more secure riding position.

 Image not found or type unknown

The plastic bases for the center and port seats are hinged and fold forward to access storage.

The Helm. To starboard, the one-piece rotomolded helm console is topped by an acrylic windscreen, and it contains a speedometer, tachometer, volt meter, and fuel gauge. With any outboard, we would also like to see a water pressure or temperature instrument.

There's a cell phone holder in the center of the panel, and accessory switches are split on each side. The Lowrance Hook-4x fishfinder is bracket mounted to starboard, and it has CHIRP sonar, DownScan Imaging, and a 272x480-pixel display.

 Image not found or type unknown

The helm puts the instruments in clear view outboard of the steering wheel, and in the center, there's a cell phone holder.

 Image not found or type unknown

The Lowrance HOOK-4x color fishfinder mounts on this bracket and can be removed for security.

Aft Casting Deck. Fold forward the backrest for the middle seat, and it's an easy step up to the aft casting deck. It measures 4'9" (1.4 m) across by 3'2" (.97 m) deep or approximately 14.7 sq. ft. (4.5 sq. m). The area is fully carpeted, and there are tracks for the VersaTrack accessory mounting system on the gunwales.

In the center of the aft casting deck, there's a socket for mounting one of the two movable fishing seats.

 Image not found or type unknown

The aft casting deck has space for an angler to fish while seated or standing.

 Tracker
Image credit found or type unknown

This tackle tray is one of six different accessories available to attach to the VersaTrack system in the ProTeam 175 TXW's gunwales.

Livewells and Storage. New on the Pro Team 175 TXW, the hatch immediately abaft the cockpit seats opens a 21-gal. (79.5 L) livewell that has a removable partition, rounded corners and 500-gph (1,892 lph) aerator/fill and recirculating pumps. The recirculating pump also has a timer.


Outboard to port and starboard, there are lockers with storage for tackleboxes or other equipment. The hatch just ahead of the splashwell opens to provide access to the batteries two-bank charger and livewell plumbing.

 Tracker
Image credit found or type unknown

The livewell is within reach from the cockpit and aft casting deck.

 Tracker
Image credit found or type unknown


These lockers outboard on each side are made from molded plastic and can be removed after loosening a few screws.

 Tracker
Image credit found or type unknown

The large hatch just ahead of the motor opens to access the fuel tank and the Interstate batteries.

Performance

Revolutionary Ride. The Pro Team 175 TXW rides on Tracker's Revolution variable-deadrise hull that has 16 degrees of deadrise at the bow and 10 degrees at the transom. The Power-Trac offset transom provides for quicker holeshot and better overall performance.

 Tracker
Image credit found or type unknown


The keel is reinforced for the full length, and the strakes and chines are mechanically pressed into the single sheet of aluminum that forms the hull.

The Numbers. With two people, 17 gal (64.4 L) of fuel, and test equipment on board, our test boat weighed an estimated 1,778 lbs. (806.5 kg). She was powered by a 60-hp Mercury ELPT four-stroke outboard with a 1.83:1 gear reduction turning a Spitfire 10.1" x 14" four-blade aluminum propeller.

We hit a top speed of 35.2 mph (30.6 knots) at 5900 rpm.

Best cruise came at 4000 rpm where she ran 19.3 mph (16.8 knots) and burned 2.3 gph (8.7 lph). That's 8.4 mpg (3.57 kpm), which gives the Pro Team 175 TXW a range of 162 statute miles (261 km) with 10 percent of the boat's 21.5-gallon (81.4-liter) fuel capacity in reserve.

In acceleration tests, the boat planed in 3.7 seconds and ran to 20 mph (17.4 knots) in 5.7 seconds and to 30 mph (26.1 knots) in 9.4 seconds.

 If an image is found or type unknown

With the Pro Team 175 TXW's versatile performance, Tracker might want to consider offering a ski-tow pylon as an option.

Maneuverability. In turns, the Pro Team 175 TXW reacted to quickly to directional changes and carved tight moves in less than two boat lengths. When we widened the arc, she held her line and completed the maneuver cleanly. Running in lake chop and in our photo boat wakes, she delivered a smooth ride and the flared bow kept the deck dry.

 If an image is found or type unknown

The Pro Team 175 TXW had a sporty feel in turns, displaying nimble agility and responsiveness.

Construction. The Pro Team 175 TXW is built with a welded one-piece 5052 marine alloy hull that is .100" (.25 cm) thick and has pressed-in strakes and chines. The all-aluminum box beam transom has corner braces welded in place to unitize and strengthen the hull. Longitudinal stringers are also welded in place for full-length support of the hull. Flotation foam is injected into all hull cavities for added stiffening and flotation.

The hull is finished with Diamond-Coat finish, a baked-on powder coat, and clear coat. The decks are formed with pressure-treated wood that has a lifetime warranty.

 If an image is found or type unknown


Every part of the boat's internal structure is welded. There are no rivets in the boat.

Trailer. The Pro Team 175 TXW travels over the road on a custom fit steel trailer that has a powder-coat finish and Galvashield coating. The 13" (33 cm) tires mount on chrome wheels with matching hub covers and they roll on Super Lube hubs. A swing-away tongue saves about 2' (.61 m) of garage or storage bay space and there's a tongue jack.

For easier retrieval, the trailer has upright load guides and carpeted bunks, and transom straps secure the boat once it's in place.

 If an image is found or type unknown

On the trailer and powered by a 60-hp Mercury 4-stroke outboard, the Pro Team 175 TXW has an estimated package weight of 2,192 lbs. (994.3 kg).

 If an image is found or type unknown

The swing-away tongue on the trailer saves space for storage in a garage or warehouse.

Tiedowns for trailering are especially important on a light boat to ensure that it stays secure while crossing bumpy roads.

Price

- \$12,875 with a Mercury 9.9 ELPT 4-stroke outboard and single-axle trailer
- \$13,695 with a Mercury 20 ELPT 4-stroke outboard and single-axle trailer
- \$14,695 with a Mercury 25 ELPT 4-stroke outboard and single-axle trailer
- \$15,995 with a Mercury 40 ELPT 4-stroke outboard and single-axle trailer
- \$16,995 with a Mercury 60 ELPT 4-stroke outboard and single-axle trailer
- \$18,595 with a Mercury 75 ELPT 4-stroke outboard and single-axle trailer

Warranty

- Five-year Bow-to-Stern Warranty
- Three-year Warranty on Powder Coat Finish Adhesion
- Three-year Warranty on Factory Installed Trolling Motor and Fishfinder
- Limited Lifetime Structural and Deck Warranty
- Provisions for Transfer to Second Owner
- One-stop Factory Warranty Solution
- Full Coverage Throughout the Warranty Period-No Pro Rating

Options to Consider

- VesaTrack prices do not include freight and dealer installation
- VersaTrack 3-rod holder \$45
- VersaTrack Cutting Board \$95
- VersaTrack Downrigger Bracket \$85
- VersaTrack Drink Holder \$37
- VersaTrack Tackle Tray \$90
- VersaTrack Tool Holder \$37
- Mounting Bracket for Rod Holder \$475
- Vinyl Floor and Decks \$200
- Bike Seat \$65
- Seat Mount \$20
- Rope ratchet cover for single console (Charcoal) \$475
- Rope Ratchet cover for dual console (Charcoal) \$575

- Brake upgrade for trailer \$445

Image background or type unknown

Tracker

Two anglers can comfortably enjoy a day on the water and notice the optional second console on the boat in this photo.

Observations

The Tracker Pro Team 175 TXW has been the company's best-seller for the past few years, and the manufacturer made some smart additions with our test model.

The new fishing seats, livewell, and fishfinder enhance fish-ability, and the Starlight Gray Diamond Coat finish on the hull bottom improve longevity.

The VersaTrack system lets owners customize the boat with relatively inexpensive accessories. On her custom-matched single-axle trailer, the Pro Team 175 TXW weighs just under 2,200 lbs., which opens up trailering possibilities. For example, a 2017 Subaru Outback has a towing capacity of 2,700 lbs.