

Ocean Alexander 35R (2022-)

Brief Summary

The 35R made her world debut at the 2021 Fort Lauderdale International Boat Show and came away with the most coveted prize... Best in Show. That, in and of itself, is remarkable. Once you step aboard and see the excellent use of space, the floor-to-ceiling windows and just what an engineering masterpiece she is, Best in Show just doesn't sum it up enough.

Price

Base Price

Prices, features, designs, and equipment are subject to change. Please see your local dealer or visit the builder's website for the latest information available on this boat model.

Specifications

Length Overall	116' 9" 35.6 m
BEAM	25' 1" 7.64 m
Dry Weight	365,086 lbs. 165,600 kg
Tested Weight	
Draft	6' 11" 2.11 m
Draft Up	
Draft Down	
Air Draft	
Deadrise/Transom	
Max Headroom	

Bridge Clearance	
Weight Capacity	
Person Capacity	
Fuel Capacity	5,151 gallons 19,500 L
Water Capacity	600 gallons 2,270 L
Length on Trailer	
Height on Trailer	
Trailer Weight	
Total Weight	
Aft Deck	
Salon Inside Width	
Salon Fore & Aft	
Salon Height	
Salon Volume	
Galley Volume	
Master SR Width	
Master SR fore & Aft	

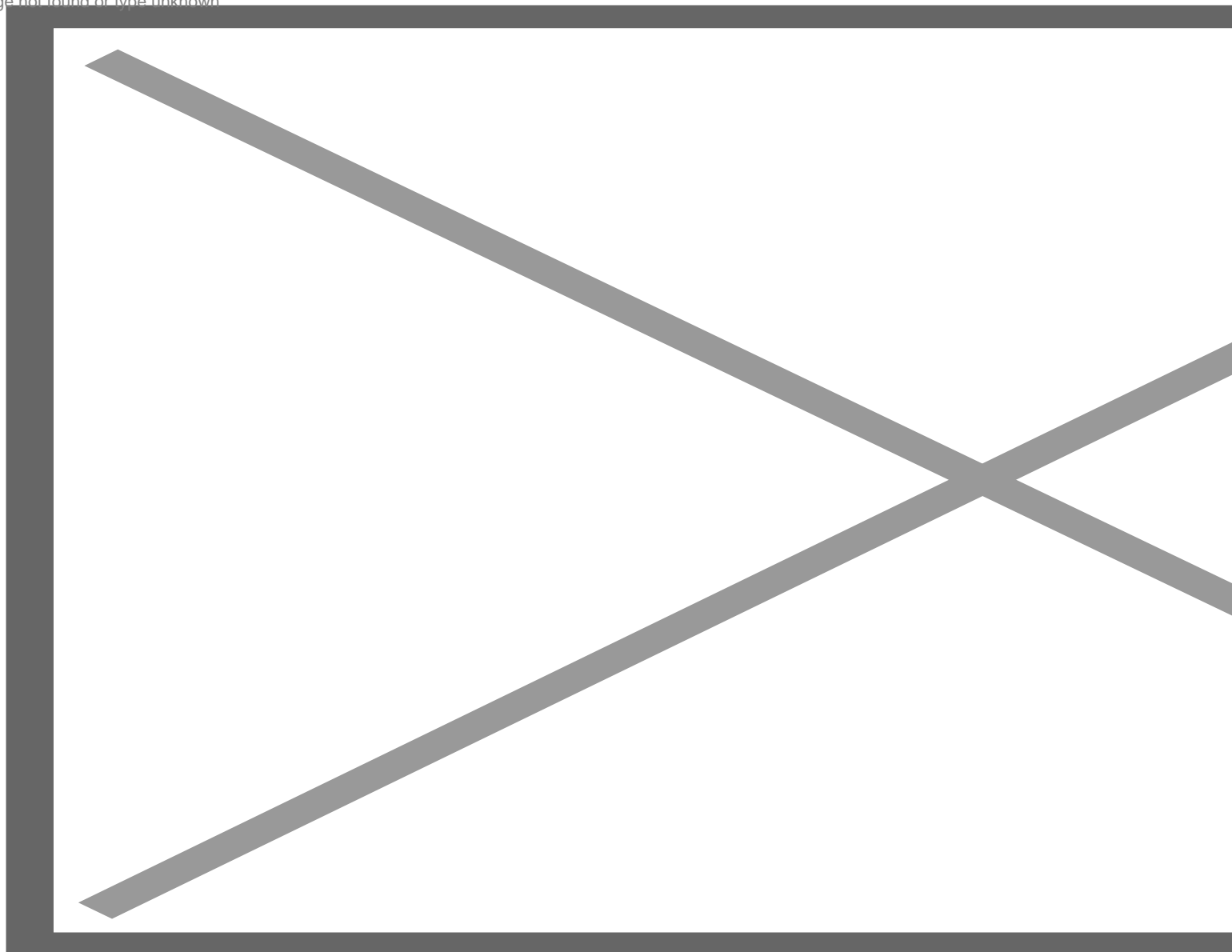
Master SR Overhead	
Master SR Volume	
Eng. Room Volume	

Acceleration Times & Conditions

Time to Plane	
0 to 20	
Ratio	
Props	
Load	
Climate	

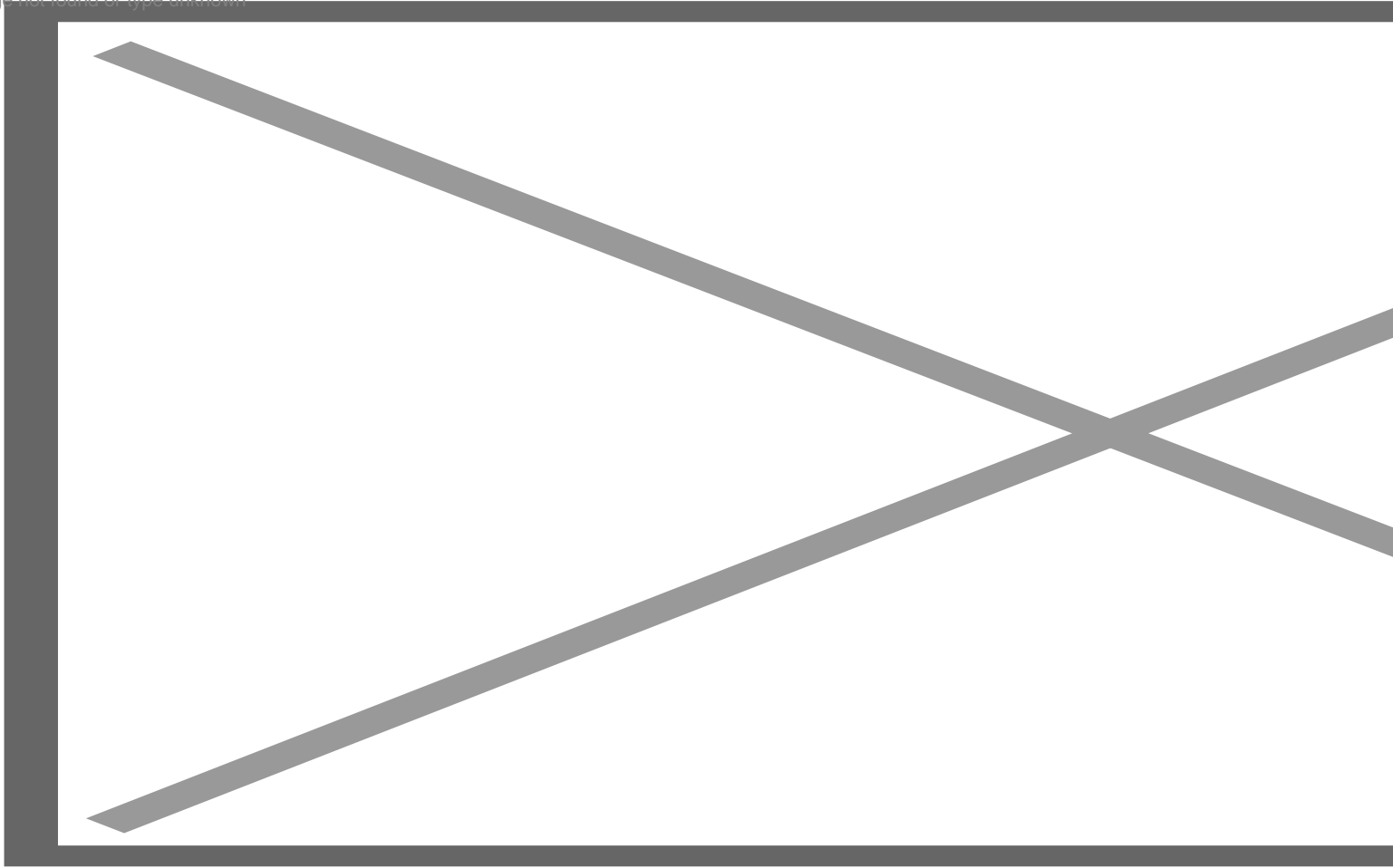
Ocean Alexander 35R: Awarded Best in Show at Fort Lauderdale for a Reason
By Capt. Steve

Image not found or type unknown



The 35R is the third in the Revolution series of long-range cruisers from Ocean Alexander.

Image not found or type unknown



The 35R is a collaboration of designer Evan K. Marshall and Arrabito Naval Architects.

Mission

Ocean Alexander's Revolution Series has taken the yachting world and turned it on its ear. It literally rewrote the book on what a cruising yacht should be and this latest version is the culmination of all that the brain trust of Evan K. Marshall and Arrabito Naval Architects have to offer.

Designed to be the "icing on the cake" of the Ocean Alexander Revolution range, the 35R is at once an owner's boat and a charter boat. She ensconces her guests in luxury and amazing views. She sports a beach club with an adjacent exercise room and sauna. The foredeck seems to go on and on and the top deck is designed for entertaining while even offering relaxation in a jacuzzi.

As a charter boat, she boasts a separation of guests and crew that even includes a hidden entrance from the crew space to the guest accommodations that even we didn't notice until we were on top of it. It's that discreet.

First and foremost, this is a cruising yacht with a profile reminiscent of the latest trend in expedition-style yachts with her plumb bow and robust lines.

Major Features (Including Distinguishing Features)

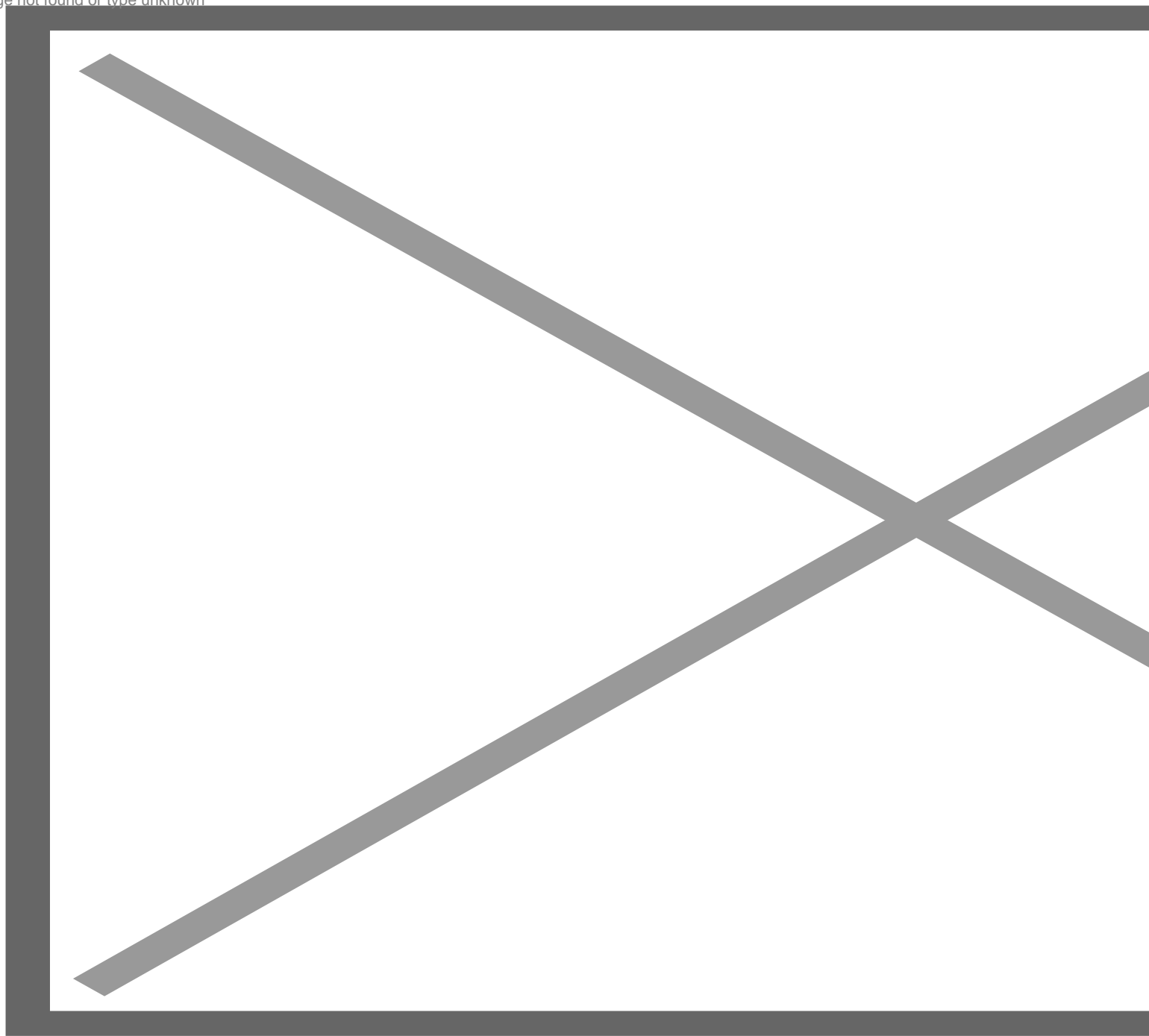
- Aft beach club
- Single level main deck
- Light oak woodwork
- Master stateroom on main deck with a king-sized master berth
- Sub-zero refrigeration
- Hidden crew quarters entrance to guest accommodations
- Exercise room and Sauna
- Enclosed Skylounge
- Ocean Alexander Vessel Support includes owner orientation prior to delivery and 24/7 on-call customer support.

Boat Inspection

Beach Cabana

One of the more eye-catching aspects of the 35R is the aft beach cabana. Gone are the days of the simple hydraulic swim platform creating a teak beach. This is truly next-level thinking. There's a bar with a stone surface and a TV just above to port. Below are refrigeration and an icemaker. A sofa is just alongside.

Image not found or type unknown

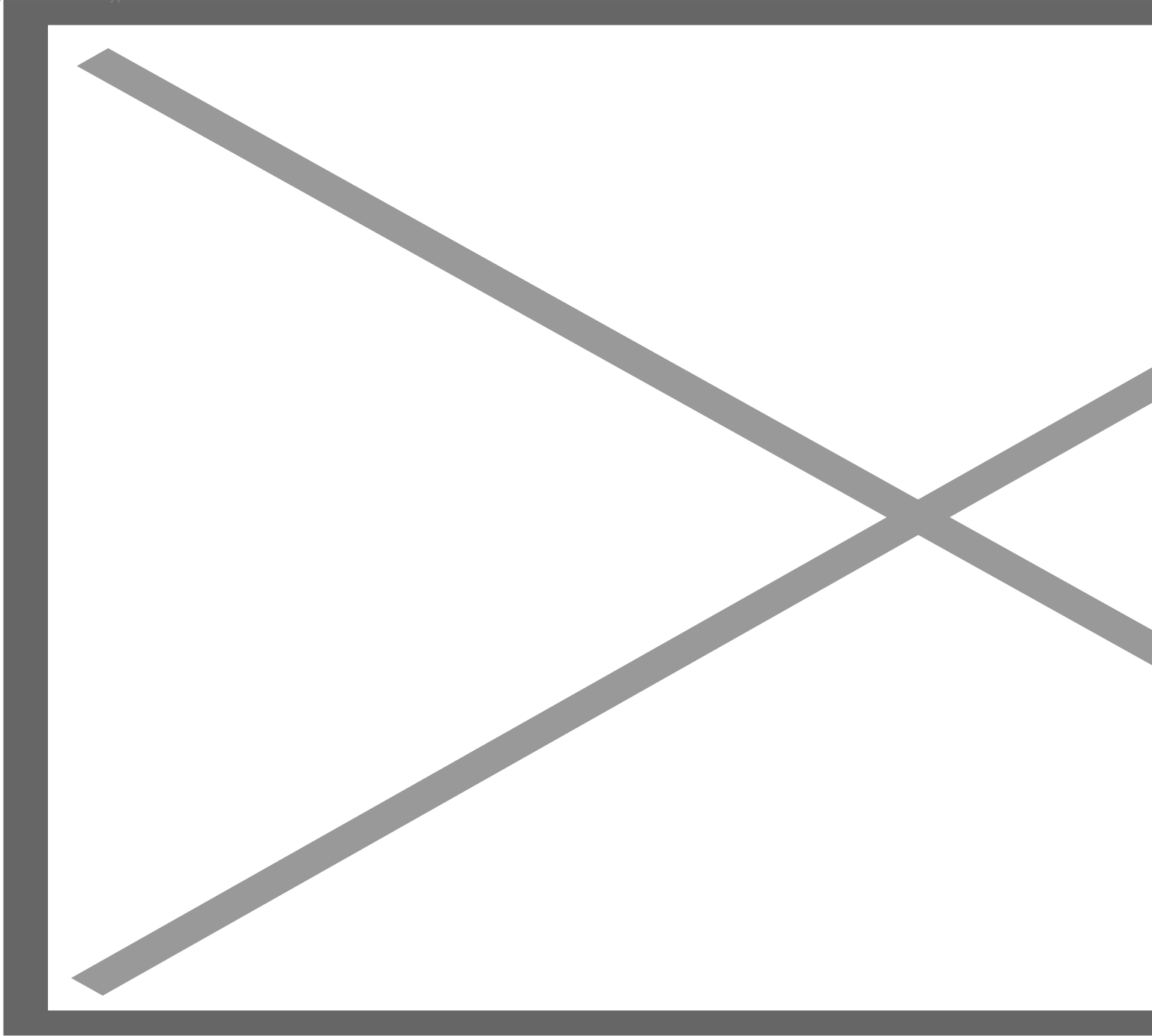


The beach cabana is the most recognizable spot on the new Revolution series of yachts from Ocean Alexander. Here it's taken to the next level with so much more room to relax and enjoy the huge aft deck.

Above it, all is smoked glass leading to the deck above. Further aft is an expanse of open teak gathering and sunning space that can be populated with any combination of furniture and water toys that the mind can

conjure. Stairs are just to the starboard side of the interior that lead down to a day head and an exercise room designed to hold perhaps a stationary bike or rowing machine. A TV is mounted to the forward bulkhead. To port is a glass-enclosed sauna.

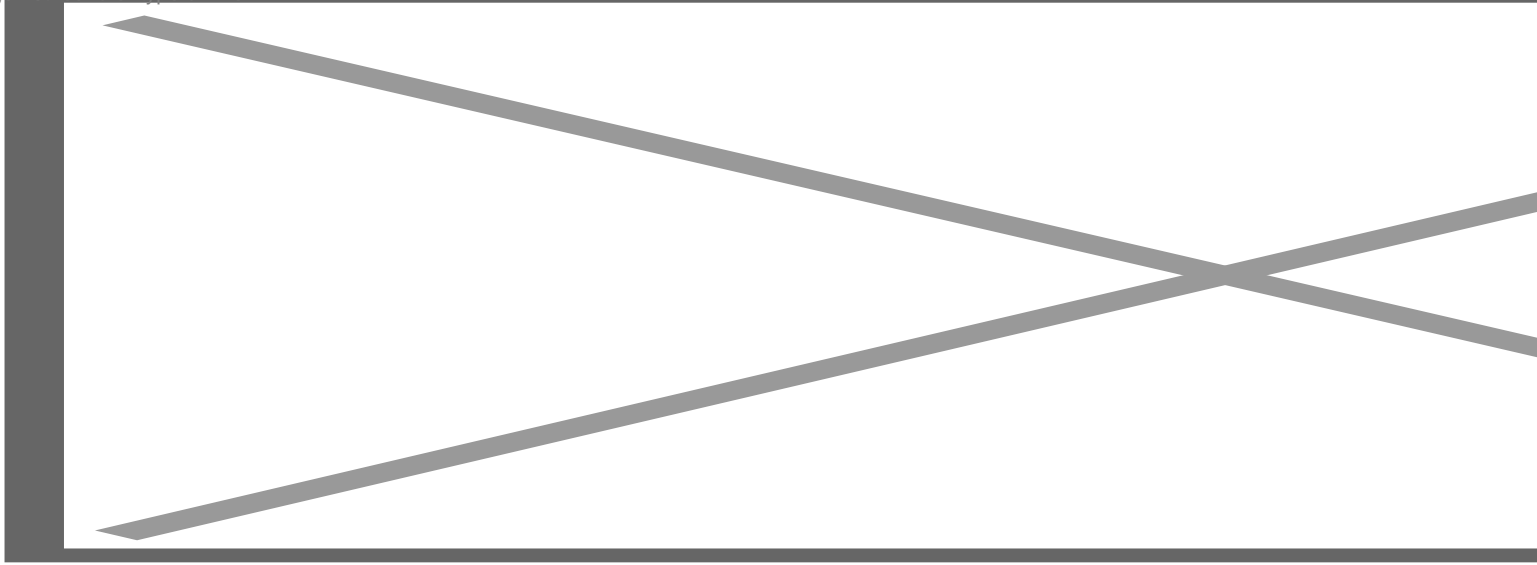
Image not found or type unknown




A sauna is just at the bottom of the stairs from the beach cabana.

Aft Deck

Image not found or type unknown



The main deck has four social zones: the aft deck, the salon, the dining room and the bow. With a symmetrical layout, the bow can be accessed from both side decks.

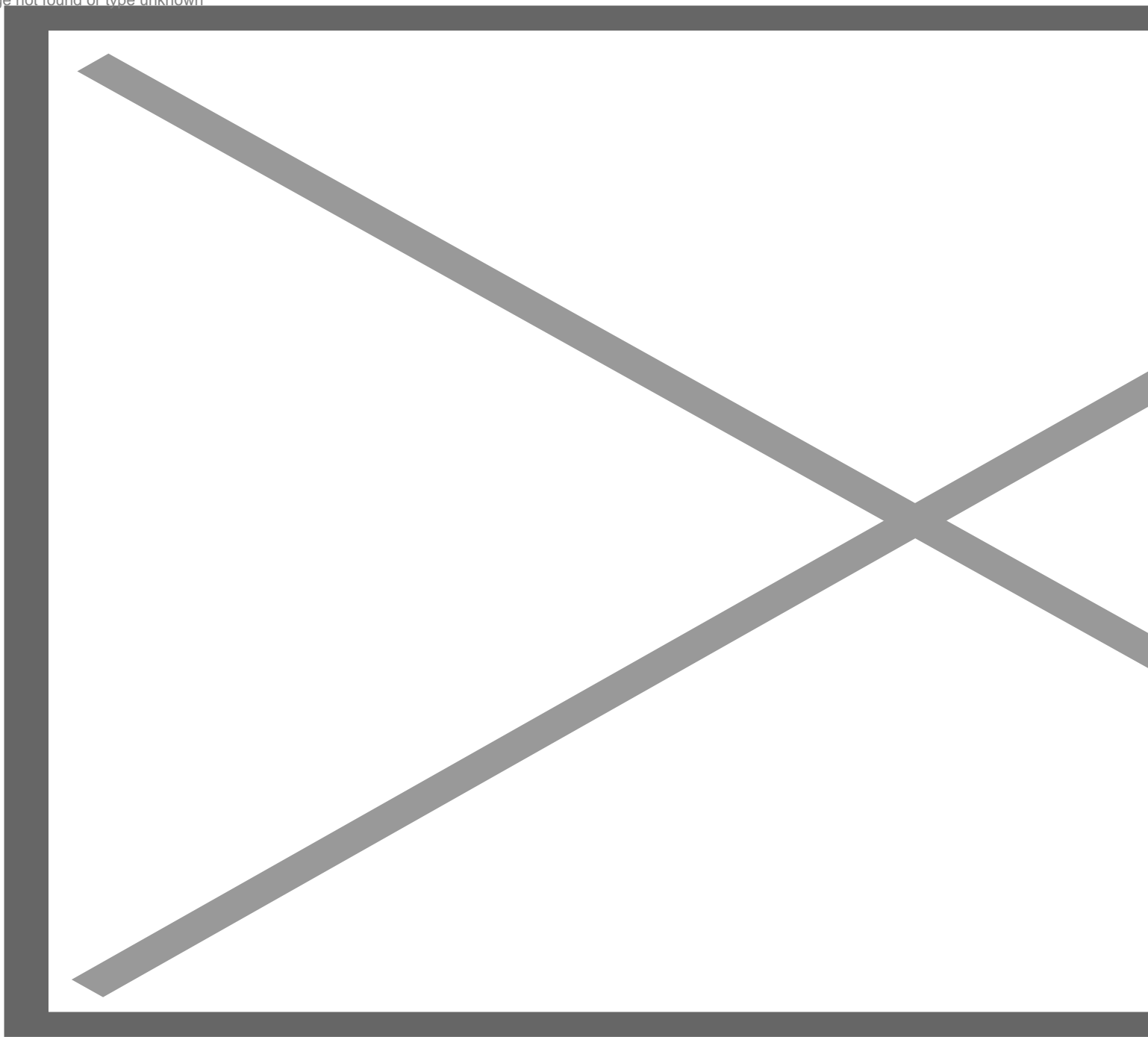


The aft deck gatherings will take place at a U-shaped settee. Notice the stylized overhead.

There are 27" (68.58 cm) wide boarding gates to both sides of the aft deck social zone, which consists of a U-shaped sofa surrounding a coffee table. All are on an elevated platform and under the protection of the extended hardtop, again with stylized detailing above the seating. Teak decking is used throughout all the exterior areas.

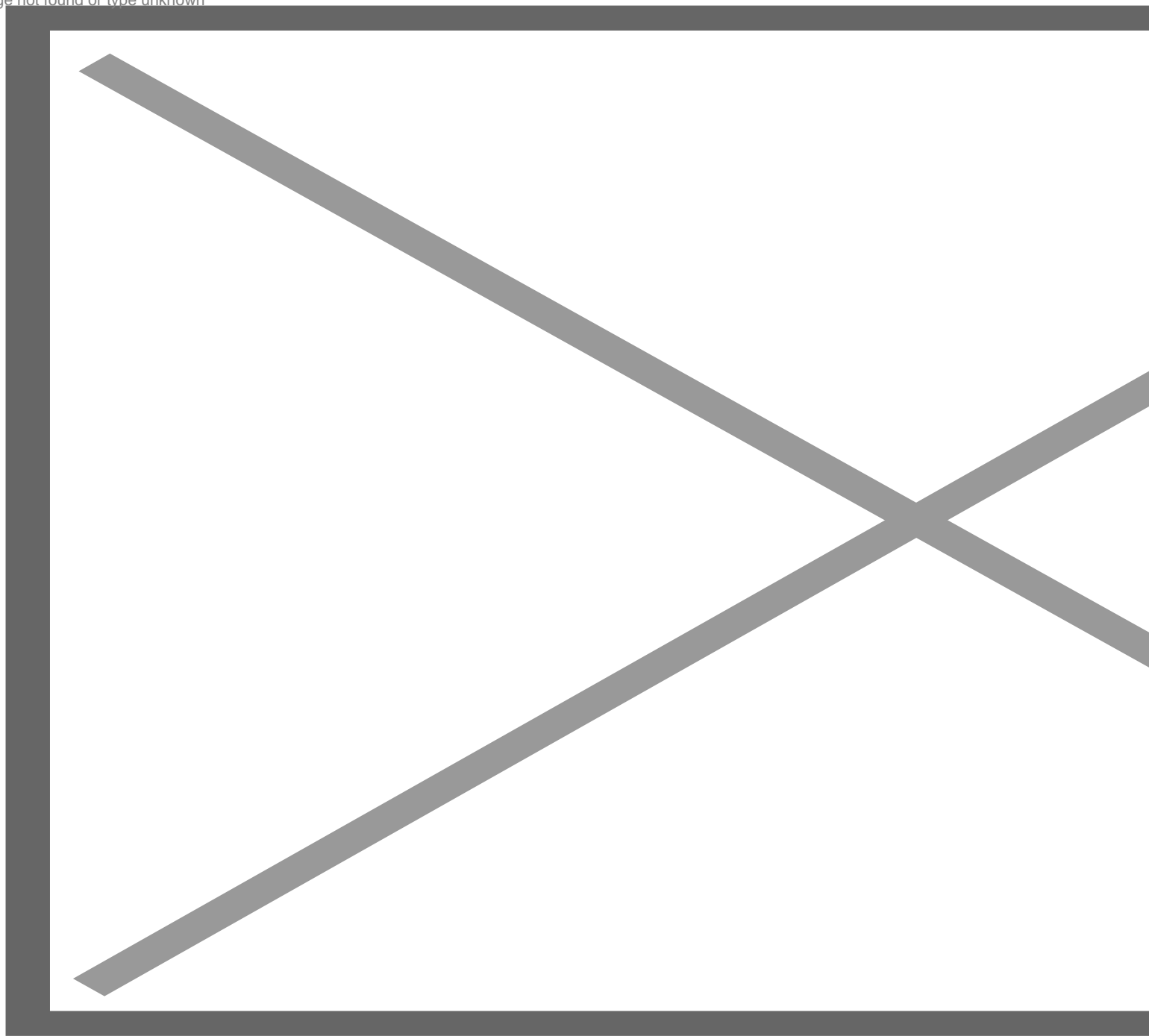
Just abaft, there is a sink to starboard and an open counter space for an optional grilling station to port, both flanking a smoked glass section to the beach cabana below. A 42" (106.68 cm) TV drops down manually from the trailing edge of the overhead. With a symmetrical layout, access to the side decks is to both port and starboard.

Image not found or type unknown



The aft deck also has a sink to one side and an open counter to the other. That open counter could be used for a grilling station.

Image not found or type unknown



A TV is on a manual mount nestled into the overhead.

Salon

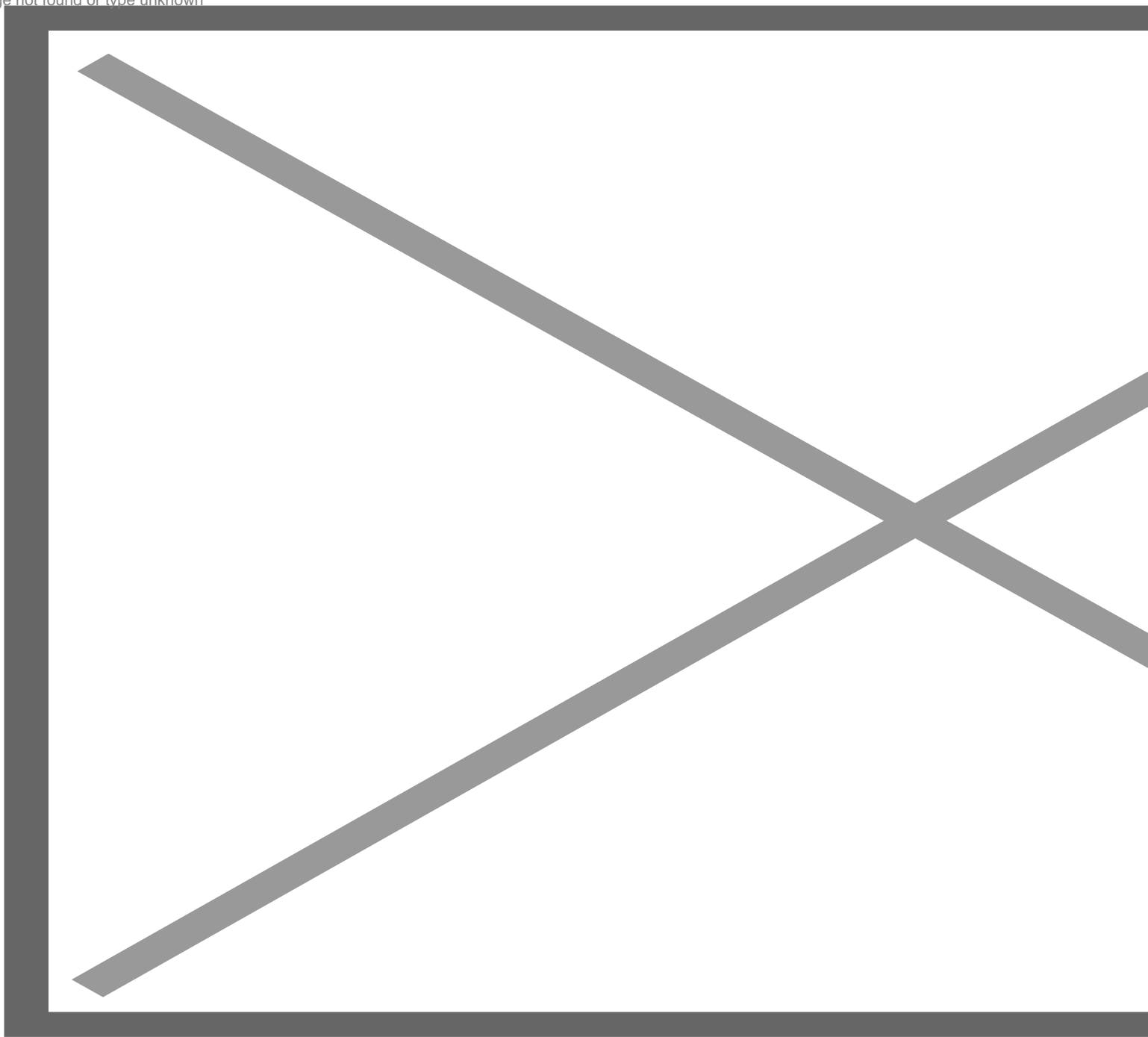


There's certainly nothing about the 35R salon that makes one feel as if they've entered a cave. This is wide-open and well-lit with natural light.

The salon is accessed by pressing a single button to actuate the stainless-steel framed sliding glass door that opens to a full 4'8" (1.42 m). It will stay open for 5 seconds before closing unless something/someone interrupts the closure, in which case it will open again. A twist of the locking mechanism will also lock the door in the open position to allow fresh air to ventilate the interior in conjunction with the two side doors flanking the dining area forward.


One of the most striking features we noticed upon entering the salon is the floor-to-ceiling windows on both sides. That combined with the single-level deck and 7'1" (2.16 m) high ceilings give the room a remarkably wide-open feel. There's L-shaped seating to the port side that wraps around a stone coffee table. Two free-standing chairs round out the seating. Across to starboard is a refreshment center that includes a sink with plenty of countertop serving space. Below is stemware storage, a refrigerator and icemaker.

Image not found or type unknown



To starboard, the salon bar keeps the entertainment gear close at hand.

Dining Room



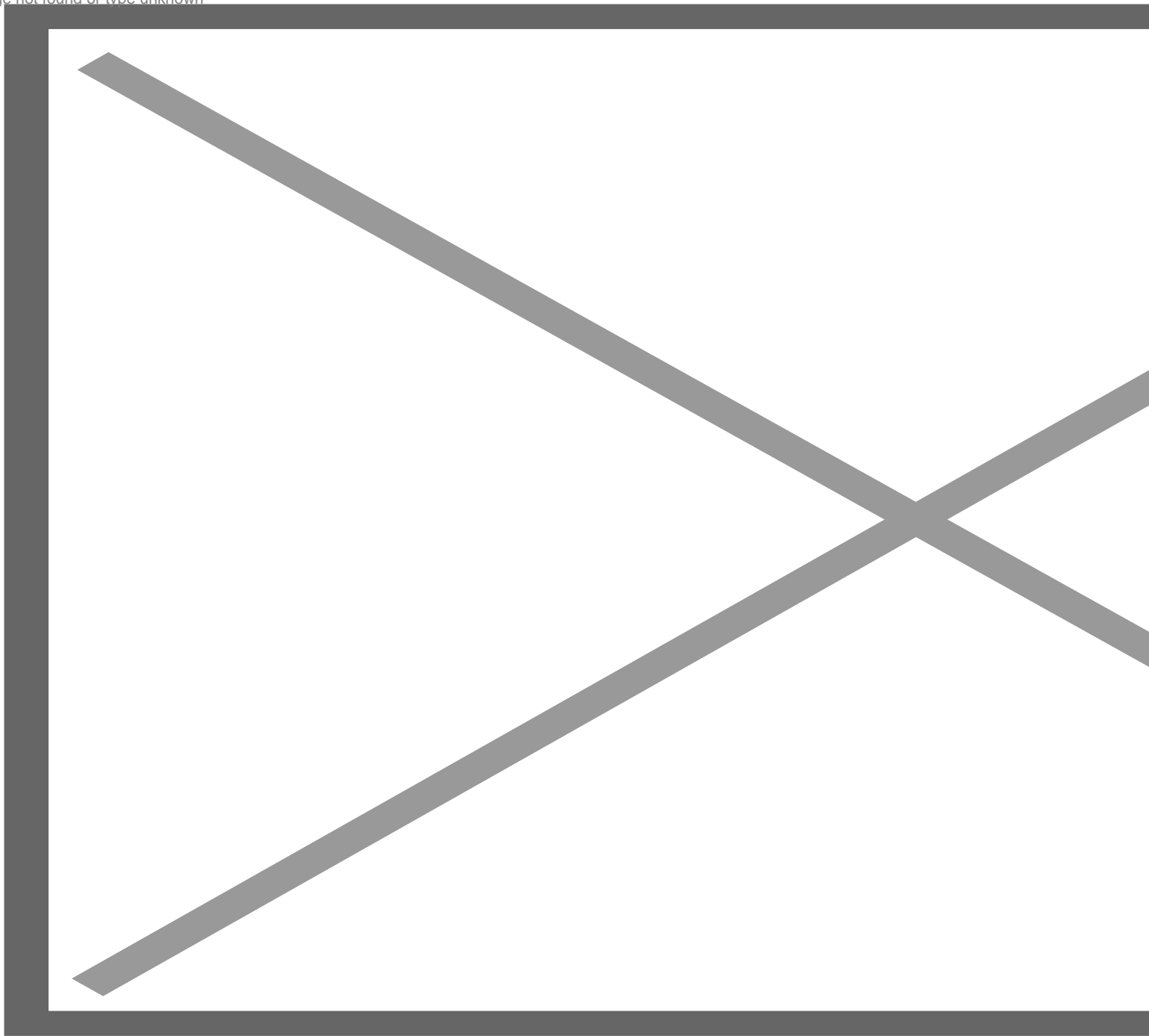
The dining area is under a stylized overhead. Designed to seat the yacht's complement of 10 in comfort, the table is offset to port to accommodate the stairs to the lower and upper decks.

The transition to the dining room is delineated by the change from carpeted decking to natural wood. The table is offset to port and seats 10 and there is ornate decorative work suspended above. The floor-to-ceiling windows continue to both sides, but here they are actually massive doors that open to merge the outside with the inside. As with all the windows on the main deck, these too are fitted with electric blinds that can be controlled with a handheld remote.

Main Galley

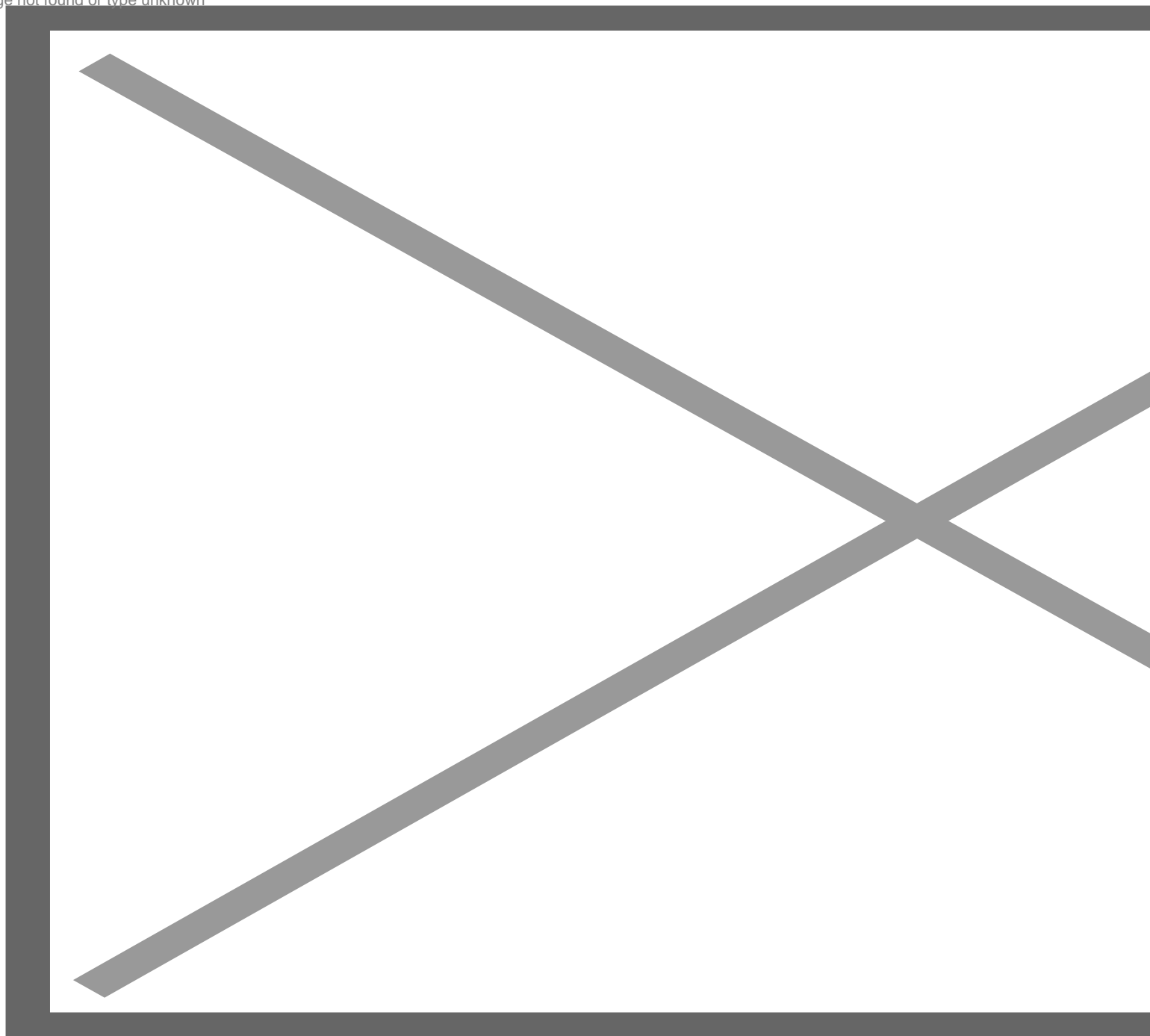
The galley has a huge walk-in pantry with a refrigerator and a host of professional-grade appliances designed to prepare gourmet meals for the 10 guests. There are Sub Zero refrigerator/freezers, a large convection oven, an induction cooktop, clever storage solutions including a wine chiller alongside an icemaker. Just across is a bar prep area. Equally important is how the 35R lends herself to the charter set with a separation of crew and guests. The crew can move from the forward crew quarters right to the side decks without passing through the passenger areas... more on the crew spaces later.

Image not found or type unknown




The galley is professional size to cook meals for 10. The door leads to a hallway between the master cabin and the dining room. Another door to the master is to the right of this shot.

Image not found or type unknown



Next to the massive Sub Zero refrigerators/freezers is this large pull-out pantry. Note the two entrances to the galley seen here.




The portside of the galley has a wine chiller next to an icemaker. The stairs lead to the forward crew's quarters.


A stainless-trimmed marble walkway to the starboard side of the dining room leads ahead to the master on the same level. The walkway passes a dual set of stairs down to the four guest staterooms and up to the second deck social zone and pilothouse. The galley can be accessed from both port and starboard as we move forward. A day head is to starboard.

Master

Image not found or type unknown




Notice how Ocean Alexander kept the master forward but also managed to keep the full beam space by having the head forward in the bow. Also note the layout of the head – it has two enclosed toilets.




The master berth is center mounted in the full-beam stateroom.

The master is forward on the main deck and is full beam. The 83" x 76" (210.82 cm x 193.04 cm) king-size berth is center-mounted with nightstands to both sides. Hull side windows are to port and starboard and include integrated portlights. There is a desk to starboard and a sitting area to port beneath the massive side window. There is more stylized detailing in the overhead that measures in at an impressive 7'2" (2.19 m). Storage is under the berth and walk-in closets are ahead and to both sides. To the forward bulkhead is a 50" (127 cm) TV flanked by doors to the head.



Ahead of the hullside windows and to both sides are large walk-in closets. One contains an owner's safe.

Master Head



Having two enclosed water closets is a first and remarkably innovative. The tub is in between the two and across from the tub is an enclosed shower.

The master head is really where the innovations occur. Not only are there his and her sinks but there are also separate enclosed water closets with a tub in the middle plus an enclosed shower. This is the most unique and well-designed master head we've seen on any yacht and it deserves the accolades that this yacht has been receiving.

Image not found or type unknown



The four guest staterooms are basically mirror images from across one another. But notice how there's a hidden corridor forward leading to the crew spaces.


Guest Staterooms

The four guest staterooms are accessed from the single staircase next to the dining area. They are all positioned around a central foyer with the marble work theme carried from the main deck. There is a lighted display case at the forward end of the foyer that plays a significant role later on in our report. There are two queen staterooms aft and two twins forward, with berths that can slide together to form queens and all include private ensuites. The 78" x 60" (198.12 cm x 152.4 cm) queen berths are positioned against the hull side windows. A TV is over a vanity slash desk. Again, each includes a private ensuite.

Bridge Deck Exterior

Image not found or type unknown

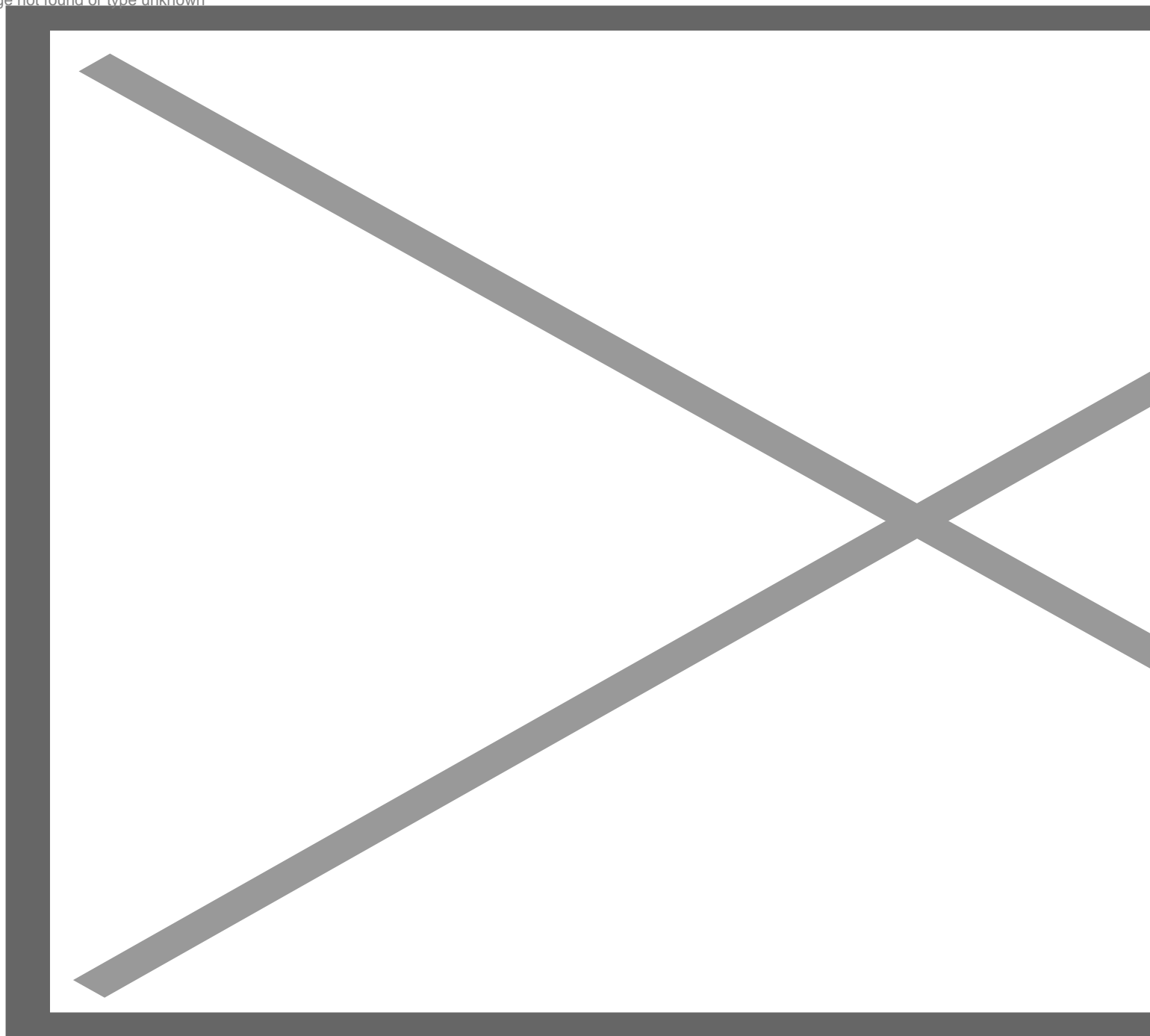
The bridge deck has four distinct areas. Starting from the aft section, there's an open boat deck, seen here with two L-shaped sofas, an outdoor social zone, an indoor sky lounge and then the helm area.



Ten people can gather at the exterior table on the bridge deck and it's under the protection of the extended hardtop.

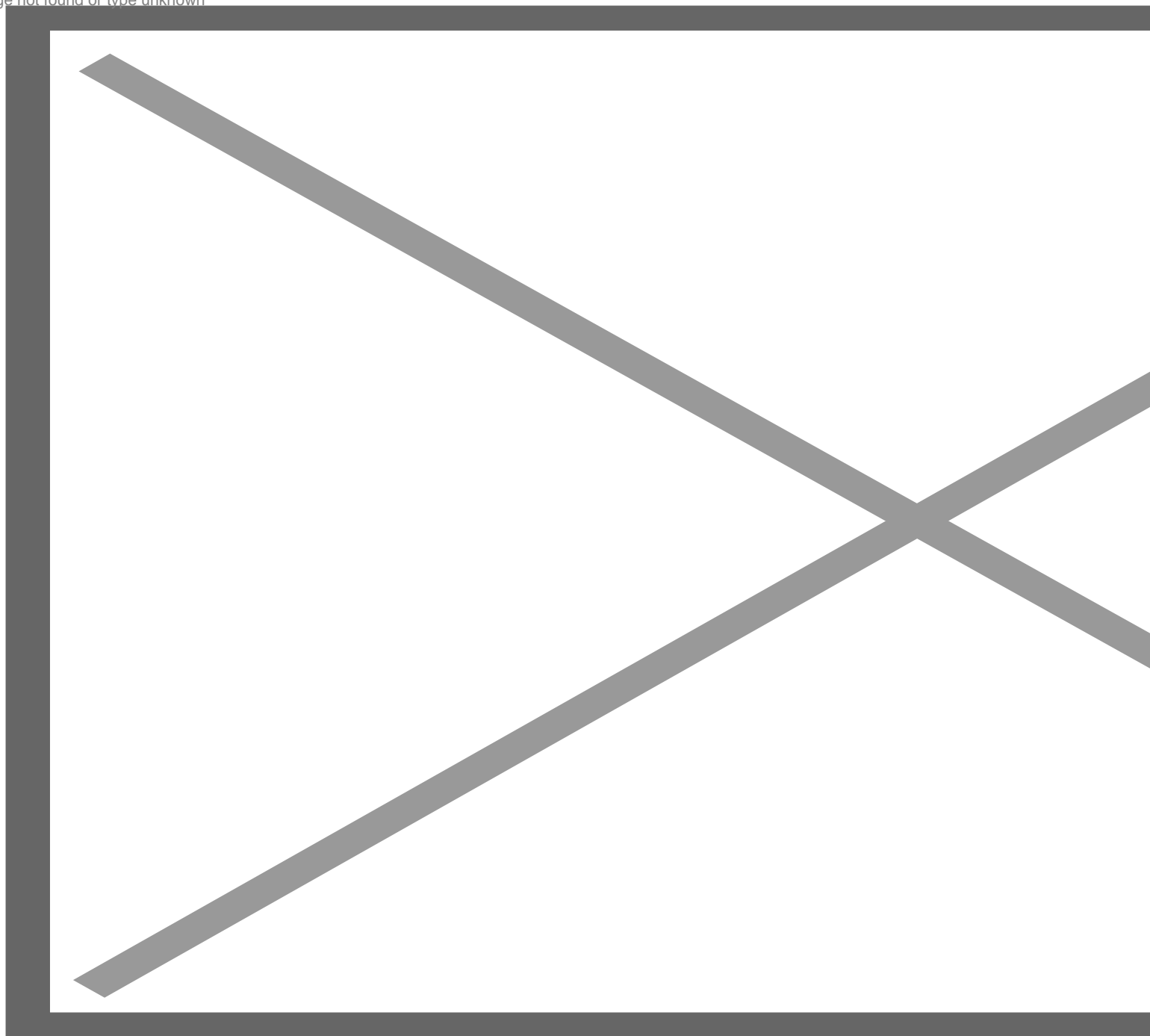
The second deck aft social zone has a circular table that seats 10 under a hardtop. An outdoor galley is to port with a grilling station, refrigeration and icemaker. Further aft is a sundeck with a pair of L-shaped sofas and coffee tables. A pop-up sunshade can be set up to add protection on sunny days. To the side is a crane allowing the area to be used as a boat deck.

Image not found or type unknown



The bridge deck grilling station is more like a professional galley due to the fact that it is so large and it has so much serving space.


Image not found or type unknown




The aft deck can be used for gatherings, as seen here, or as a boat deck thanks to the large crane just to port.

Interior


We move inside through electrically actuated sliding doors that open a full 6'9" (2.06 m). Inside, this area has an atmosphere of a relaxed gentleman's club. Ceiling height is 6'10" (2.08 m). There's a bar to starboard with a stone surface and four barstools. A window behind the bar ensures that guests maintain outstanding views from this elevated position. Ahead and to port, there's an L-shaped leather upholstered sofa and two freestanding chairs. A 65" (165.10 cm) TV is to the forward bulkhead. More large windows line the port side. The elegance and style of the room is carried from the lower decks and the stonework of the bar has a waterfall effect down the side rather than revert to a timber siding. A day head is adjacent to the top of the stairs.



The interior is more reminiscent of a high-end lounge than a yacht.



The soft tones add a touch of elegance to the room. The plush sofa lies opposite two freestanding chairs. A TV is mounted to the forward bulkhead. Notice how all the gathering areas on the yacht have stylized overhead detailing.



Four barstools are in front of the stone-surfaced bar.

Skydeck

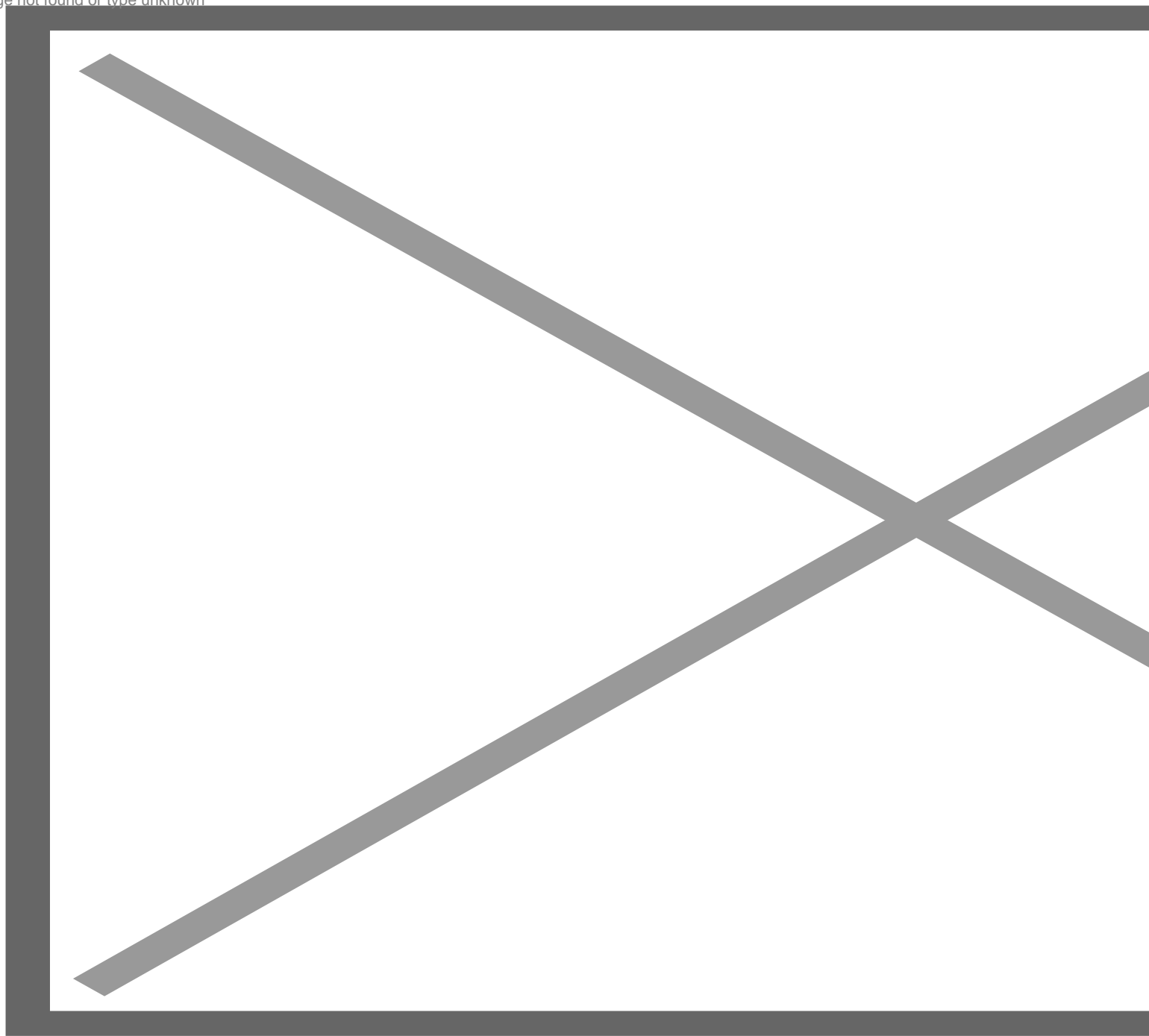
Image not found or type unknown



The Skydeck is the highest level of the 35R and offers the best views. It's also the least protected so this is reserved for fair winds and clear skies.

Back outside and to port, there's another set of stairs to the Skydeck. At the top of the stairs, there's a jacuzzi surrounded by sunpads. Then there's a starboard bar area and a social zone just ahead with dual forward-facing doublewide seats and a walkthrough between plus a flip-down 50" (127.00 cm) TV at the forward edge. All of this is under the protection of the hardtop.

Image not found or type unknown




Forward on the Skydeck, there's seating to both sides with a drop-down TV in the overhead.

Bow

Lastly, there's another social zone at the bow. A U-shaped settee wraps around a pedestal table with a large sunpad just ahead of that. The area can be left exposed to the sun or a pop-up sunshade can be

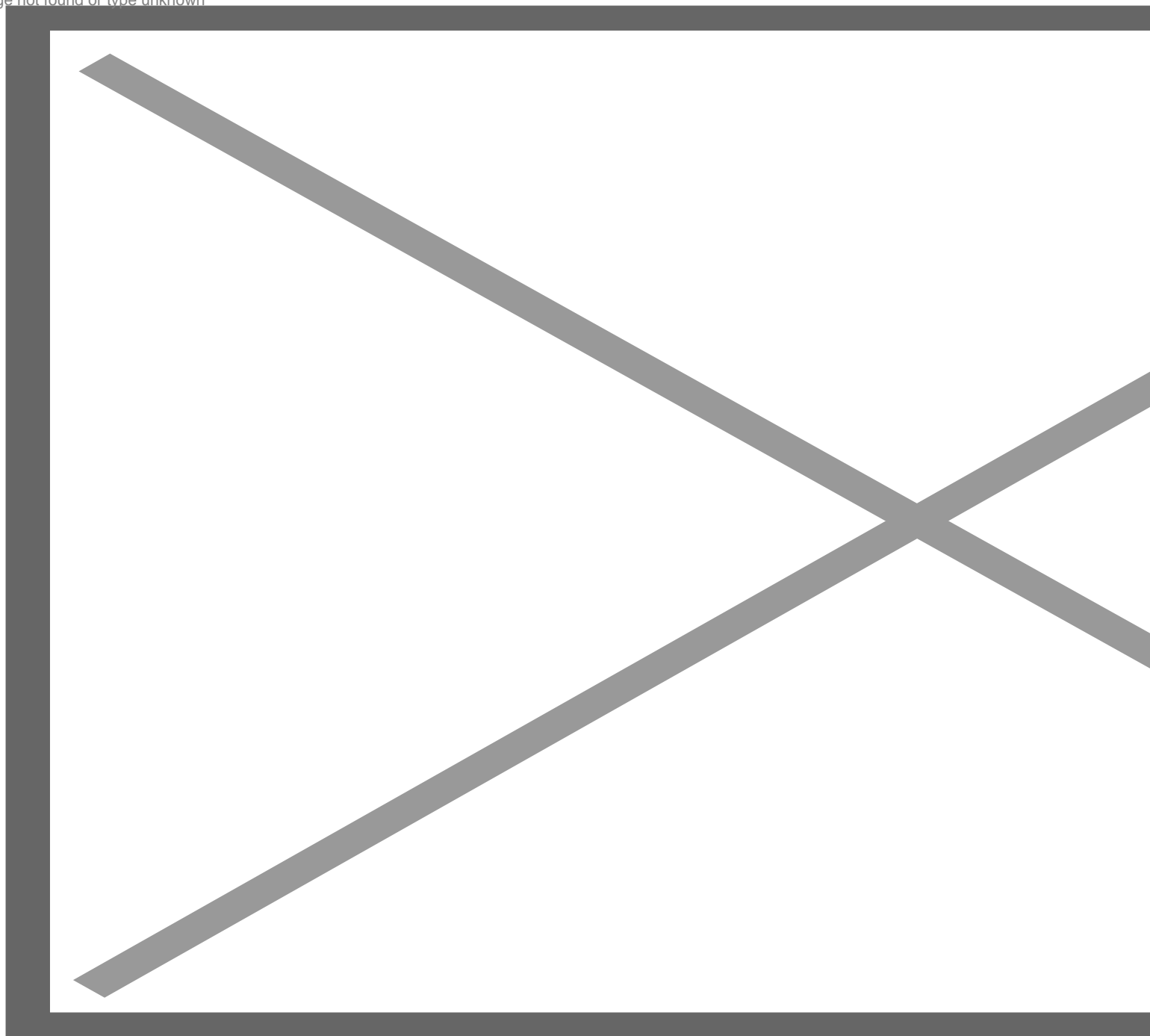
erected and supported by four stainless stanchions.

Image not found or type unknown



The bow social zone will probably be one of the more popular areas on the 35R thanks to its stunning views.

Image not found or type unknown

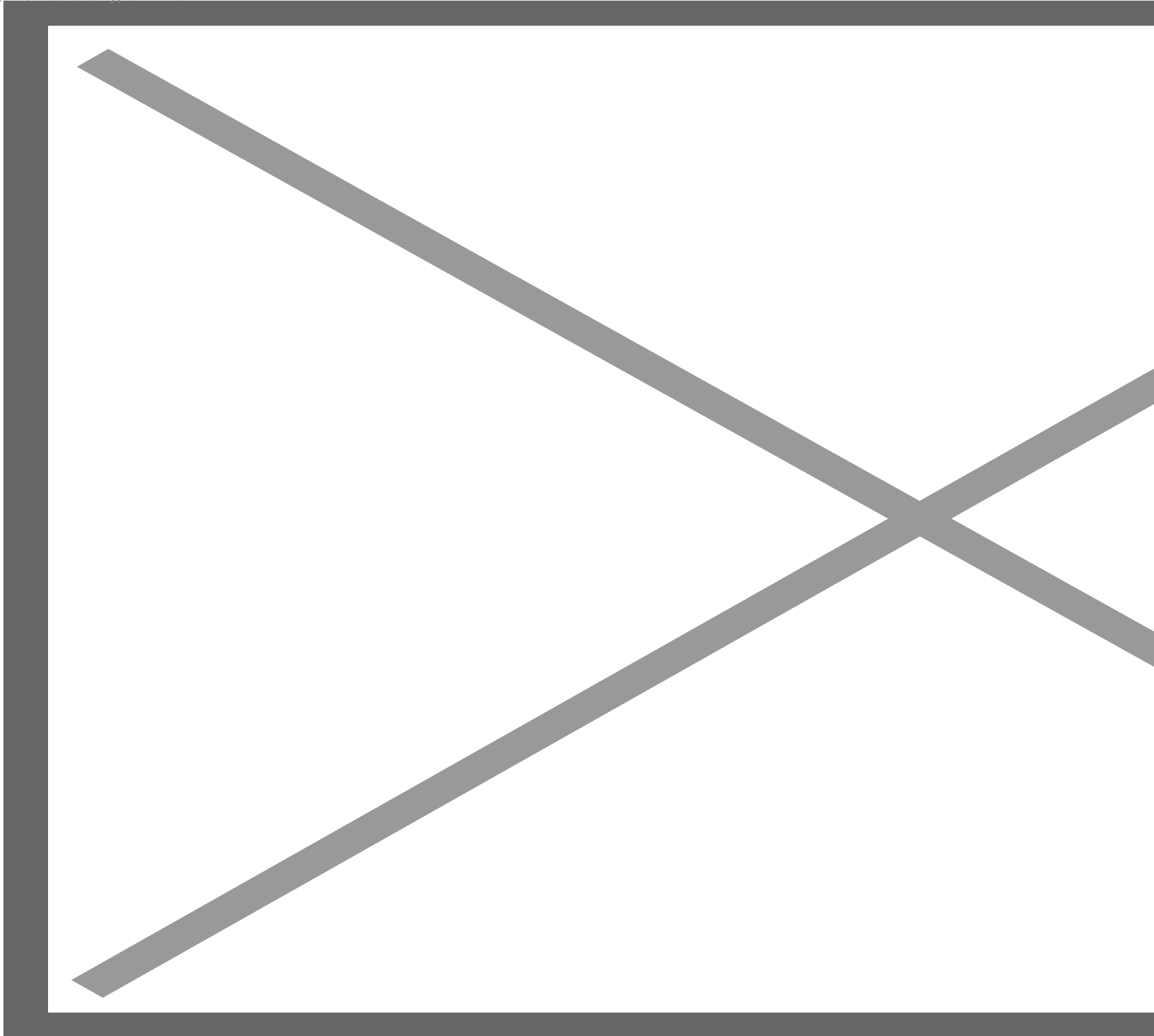


The bow not only lends itself to relaxing and sunning but dining as well. Sunny days can be tamed with the pop-up sunshade.

Crew

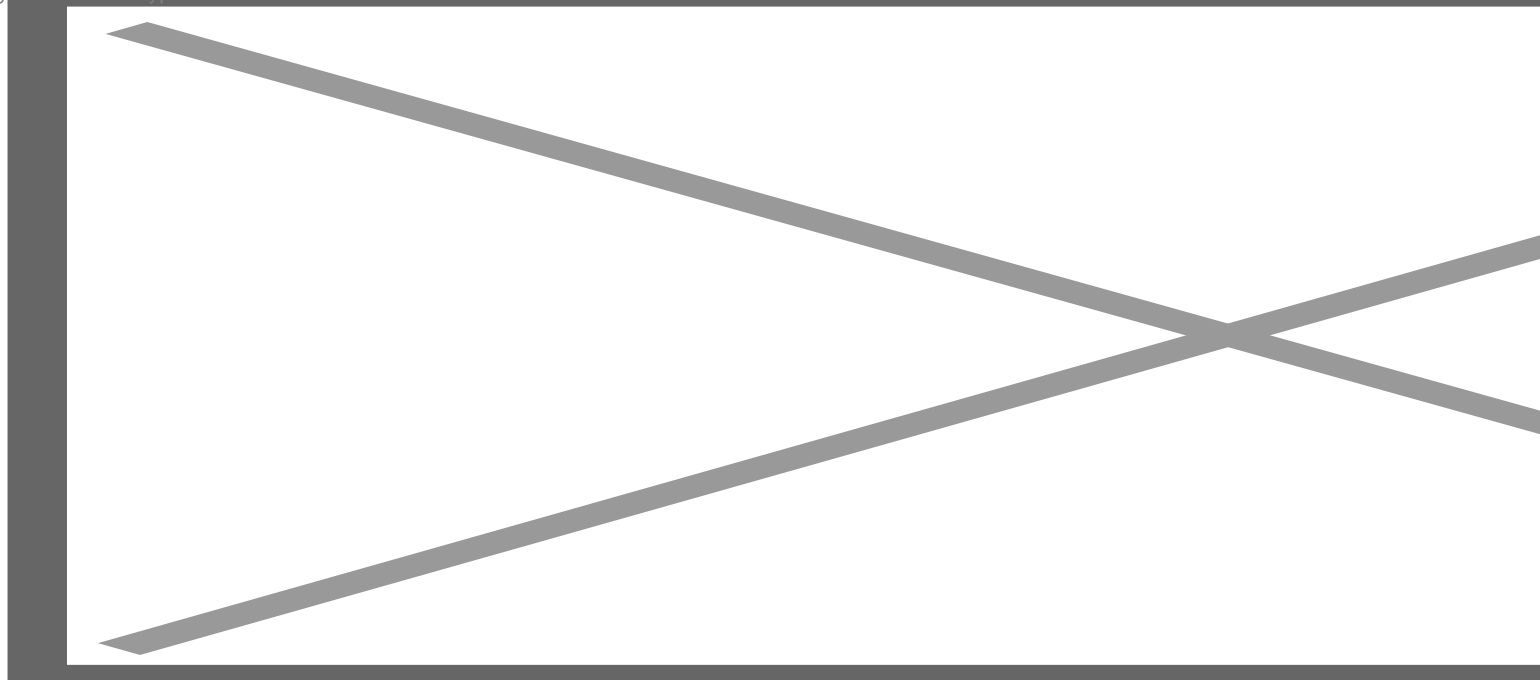
Forward of the galley is a set of stairs leading to the crew's quarters, which in the 35R, are located fully forward. It consists of the dining area and a modest galley, a captain's stateroom, two twin-berth staterooms, an additional refrigeration area with eight large refrigerator/freezers adjacent to the laundry area with four machines and a passageway leading to a clever secret entrance to the guest staterooms.

Image not found or type unknown



The corridor aft of the crew space is populated with eight more Sub Zero refrigerator/freezers. Four stacked washer/dryers are just beyond.


Image not found or type unknown



Past the crew refrigeration and laundry, there's a door that opens to the secret entrance to the guest staterooms.

Pilothouse

The pilothouse on the second deck is the only operating station on the 35R and it clearly has Evan K. Marshall's fingerprints all over the design. A floating panel houses three large monitors with complete vessel integration, while the lower carbon-fiber panel houses the engine monitor screens, compass in line with the wheel, autopilot, a rudder angle indicator.... Way over to port is the Atlas Marine electric bus controller... Three Stidd helm seats have high backs, flip armrests, flip footrests and the center captain's seat has display and autopilot controls on the armrest. A watertight door is to both sides. A captain's workstation is abaft and to port.



The pilothouse keeps the separation of the crew from passengers with two watertight doors to the side decks. Visibility is through a large single-piece windshield.



Three large screens allow integration with all vessel systems along with navigation. The lower panel is carbon fiber.



The three helm seats are from Stidd. The captain's seat has controls for the forward screens on the armrest.

Engine Room

Image not found or type unknown



The engine room is organized and well laid out with everything properly labeled. Standard power is the twin MAN V12's at 1900-hp. This boat has the twin MTU V12's at 2600-hp each separated by 34" (86.36 cm). Overhead height is an impressive 6'8" (2.03m).

Observations

Ocean Alexander has really outdone not only the competition but themselves in making a beautiful yacht that will serve an owner with a large family that can offset the ownership experience by offering the 35R out to the charter set. With a crew of five, she's well suited for both tasks. Aside from being the best in show, she's among the best we've seen.