

Riviera 5400 Sport Yacht Platinum Edition (2022-)

Brief Summary

Riviera’s 5400 Sport Yacht Platinum Edition is an eye-catching express yacht that the company says lives up to her bluewater heritage and has the amenities one would want in a premium offering.

Price

Base Price


Prices, features, designs, and equipment are subject to change. Please see your local dealer or visit the builder's website for the latest information available on this boat model.

Test Results

RPM	MPH	Knots	GPH	MPG	NMPG	STAT. MILE	NM	dBa
600	6.2	5.3	2.5	2.5	2.2	1792	1557.9	87
1000	10.1	8.7	8.7	1.2	1	824	716.9	87
1250	11.9	10.3	15.6	0.8	0.7	544	473.4	88
1500	13.9	12.1	27	0.5	0.4	368	320.1	89
1750	20.1	17.5	36	0.6	0.5	398	346.5	88
2000	26.2	22.7	47.1	0.6	0.5	396	344.6	86
2250	31.2	27.1	57.5	0.5	0.5	387	336.7	85
2500	38.9	33.8	75.5	0.5	0.4	368	320	84

[View the test results in metric units](#)

Image not found or type unknown



Specifications

Length Overall	57' 3" 17.46 m
BEAM	16' 4.88 m
Dry Weight	54,596 lbs. 24,752 kg
Tested Weight	58,657 lbs. 26,606.36 kg
Draft	4' 9" 1.38 m
Draft Up	

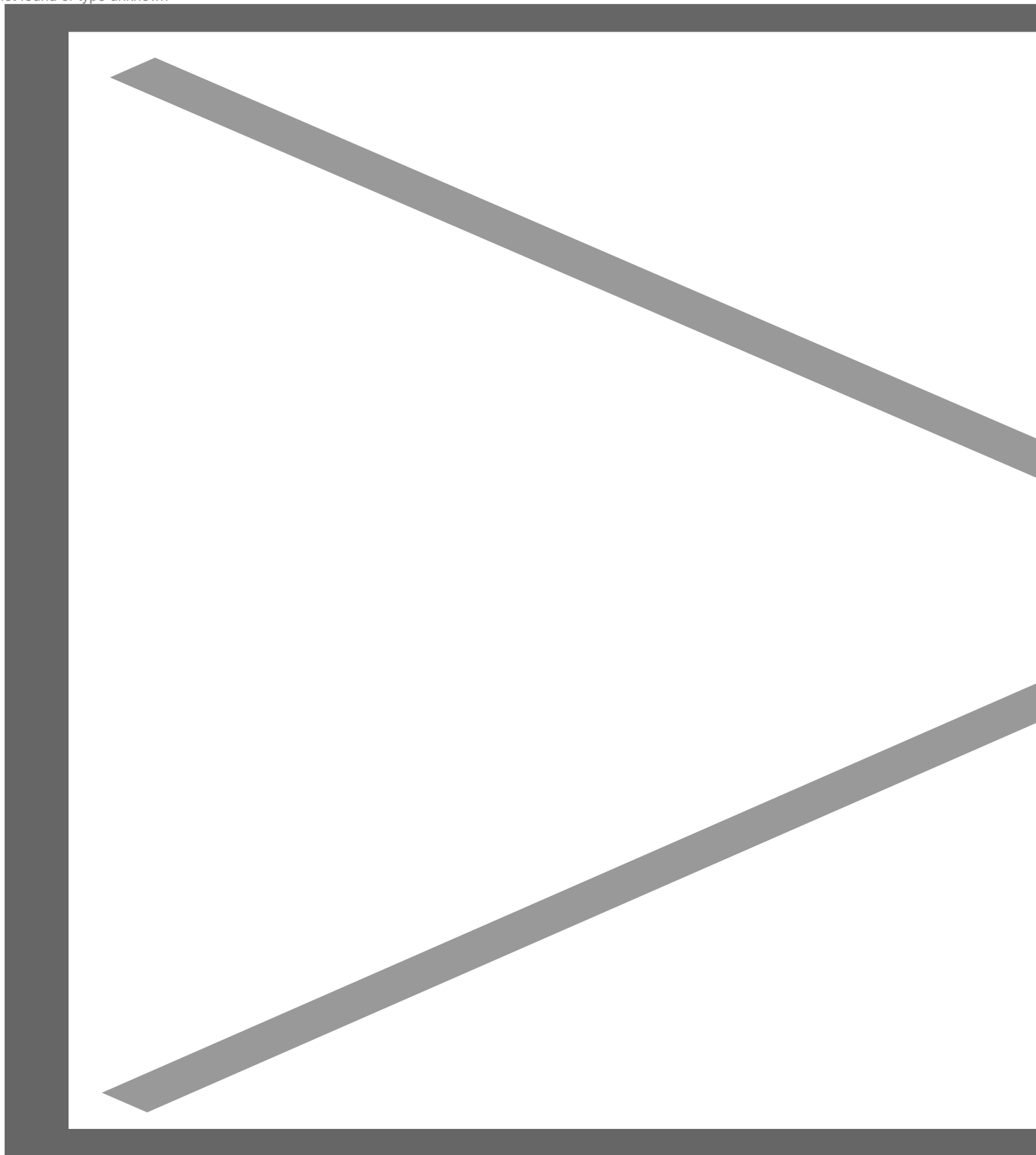
Draft Down	
Air Draft	
Deadrise/Transom	
Max Headroom	
Bridge Clearance	16' 7" 5.05 m
Weight Capacity	
Person Capacity	
Fuel Capacity	793 gallons 3,000 L
Water Capacity	211 gallons 800 L
Length on Trailer	
Height on Trailer	
Trailer Weight	
Total Weight	58,657 lbs. 26,606.36 kg
Aft Deck	
Salon Inside Width	
Salon Fore & Aft	
Salon Height	

Salon Volume	
Galley Volume	
Master SR Width	
Master SR fore & Aft	
Master SR Overhead	
Master SR Volume	
Eng. Room Volume	

Acceleration Times & Conditions

Time to Plane	
0 to 20	
Ratio	
Props	
Load	3 persons; 436 gal. fuel; 105 gal. water; 50 lbs. gear
Climate	75 deg.; 62 humid.; winds: 0-10; seas: 1-2

Image not found or type unknown



The 5400 Sport Yacht Platinum Edition measures 57'3" (17.45 m) long with a 16' (4.88 m) beam. She's powered by twin Volvo Penta IPS950s.

Report by Eric Colby

Mission Statement

Riviera tells us the 5400 Sport Yacht Platinum Edition provides the best value in terms of accommodations and amenities for the price. The 6000 Sport Yacht Platinum Edition costs a million dollars more while the 4800 has only two staterooms, a forward master and a mid-cabin with limited headroom. She also maintains Riviera's core value of providing the features an owner wants but not a bunch of frivolous bells and whistles.

Image not found or type unknown



Having the galley and bar just inside the salon door makes both accessible from the aft deck.

Riviera Yachts 5400 Sport Yacht Platinum Edition Main Features

- Upgraded graphics with contrasting colors
- Waterfall countertops in galley
- Hydraulic swim platform
- Opera window links salon to aft deck
- Cockpit bar with grill
- Full-beam master stateroom
- Tender Garage

Riviera Yachts 5400 Sport Yacht Platinum Edition Features Inspection

The Stern. Let's start with the swim platform that spans the boat's beam and is 3'4" (1.02 m) deep fore to aft. It's hydraulic and lowers with the push of a button. When the platform is in the up position, there's a stout boarding ladder under a hatch to port. Push a button to open the garage that is designed to hold a Williams 325 jet tender.

Here we see the swim platform in the raised position. Notice that the cleats are vertically installed on each side so there's no danger of tripping on them on the platform.

Image not found or type unknown

Lowering the platform creates a private beach for guests.

Image not found or type unknown

The garage is designed to hold a Williams 325 jet tender. It's hard to believe such a sleek yacht has a garage at all.

The Aft Deck. Stairs on each side lead from the platform up to stainless-steel gates that open to the aft deck. The metallurgy on the gates that are built in-house is first class with clean welds. A hatch in the starboard passageway opens a panel of switches including the ones that lower the platform and open the garage and to port there's a freshwater shower. Headroom in the area is 7'6" (2.29 m) and there's even an opening sunroof.

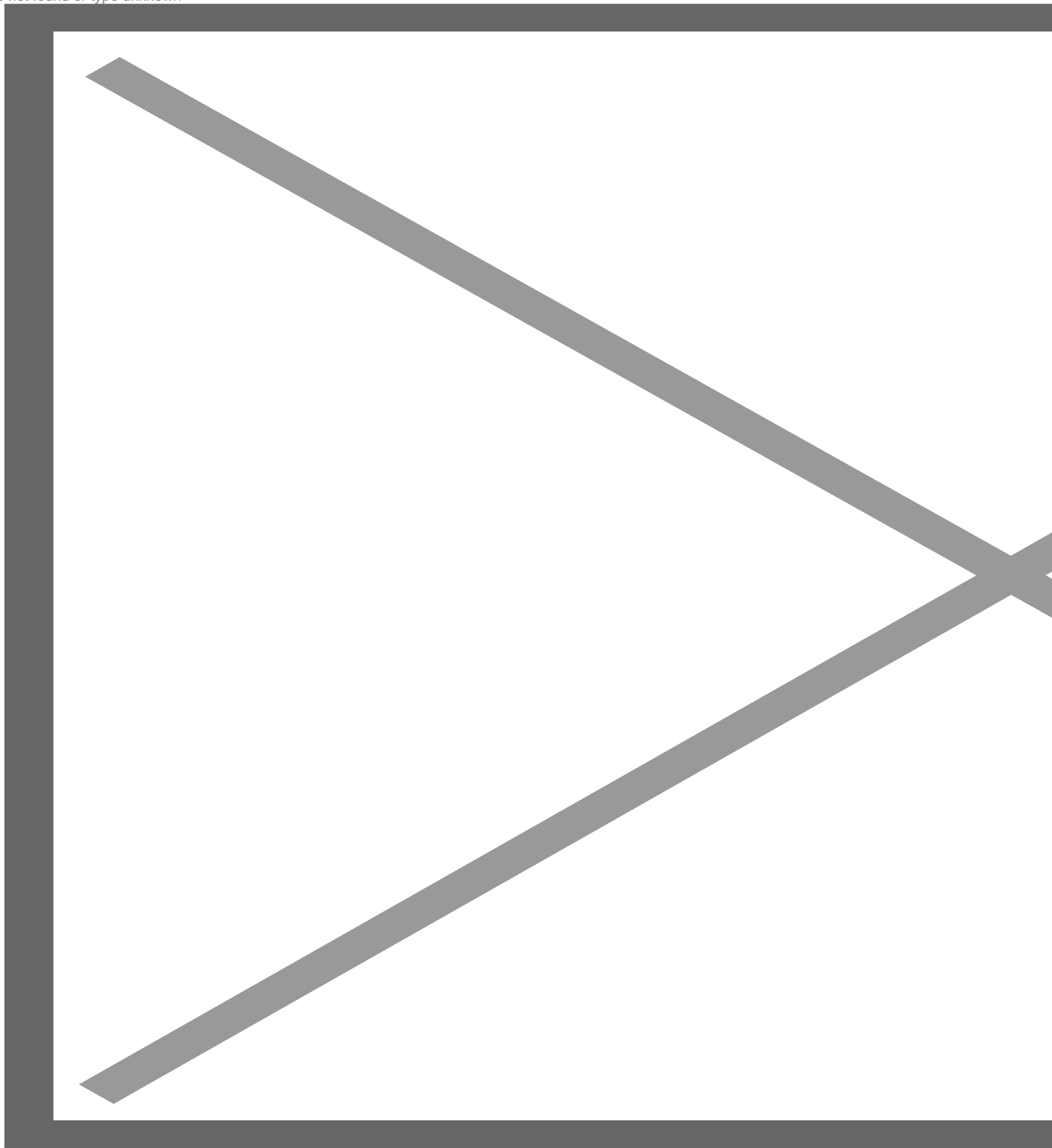
The aft lounge measures 67" (170.18 cm) wide by 23" (58.42 cm) fore to aft. The bottom cushion is hinged and it opens to reveal storage including a clip for a boat hook Lockers outboard on each side have dedicated fender racks. Forward to starboard, an L-shaped lounge wraps around a high-gloss walnut table that can be lowered and topped with a custom-made cushion to create an extra berth or playpen for the kids. Continuing the upgrade package, the teak deck has platinum caulking.

Opposite, the aft deck bar has a refrigerator and ice maker underneath and up top are a Kenyon grille and griddle with a sink forward. The underside of the hatch is finished in a heat shield and it's equipped with an automatic shutoff switch.

Image not found or type unknown

Just ahead of the starboard aft deck gate is a locker housing the switches for the garage and swim platform.

Image not found or type unknown



The illuminated aft deck makes for an inviting gathering area for guests to enjoy a dinner party.

Image not found or type unknown

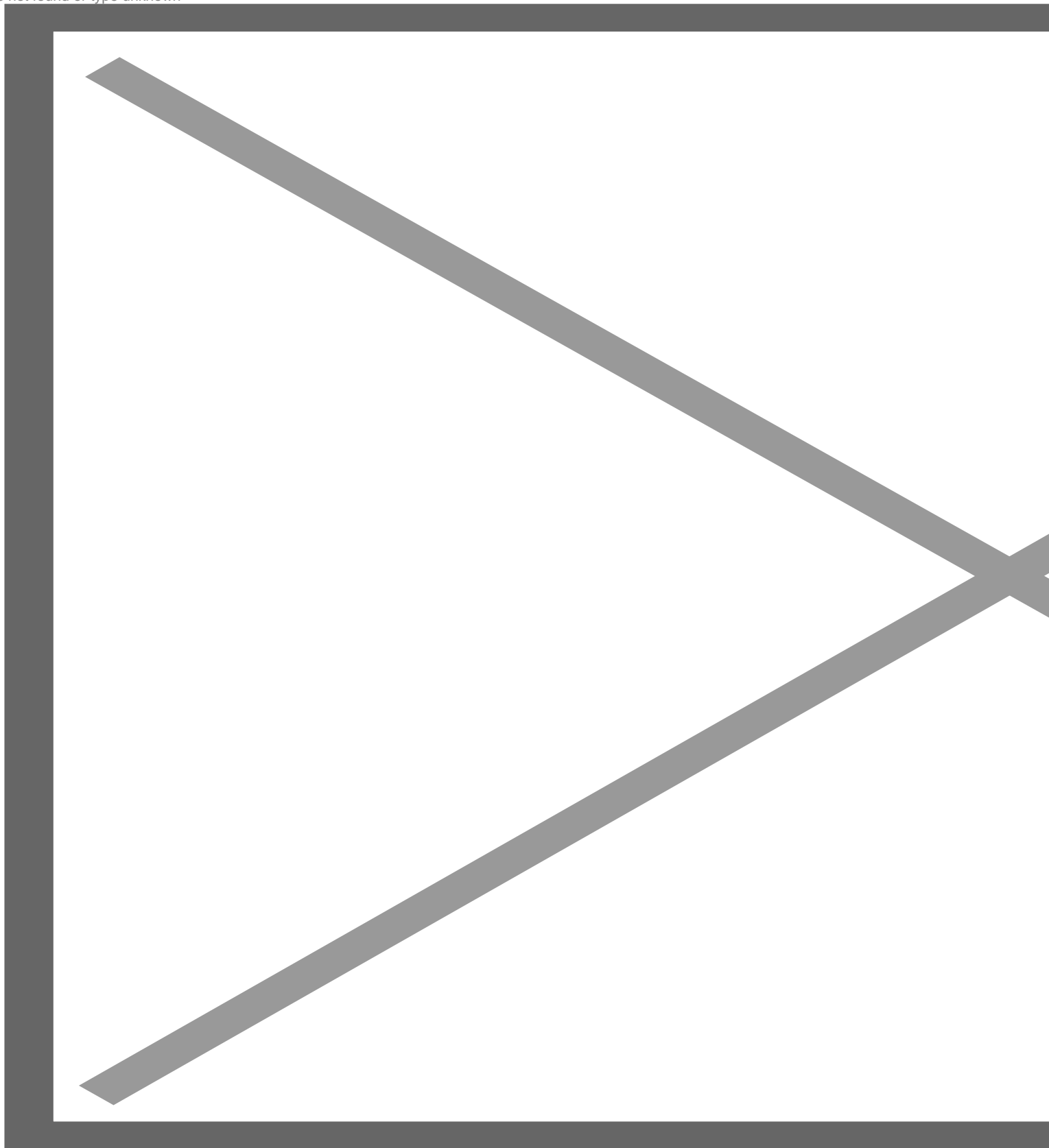
On the practical side, there's storage in the base of the aft bench and lockers on each side have dedicated fender racks.

To port, when the aft deck bar is closed, the rail provides security for passengers moving about.

Image not found or type unknown

When it's opened, the bar is one of the few we've seen with a grill and a griddle top.

Image not found or type unknown



The battery switches are easily accessed in a locker above the aft deck bar.


The Bow. Three 7" (17.78 cm) steps lead up to the 11 1/2" (29.21 cm)-wide side decks. The bulwarks come up 9 1/2" (24.13 cm) and the stainless-steel rail tops out at 25" (63.5 cm) tall. The fuel and water fills are in inboard lockers on the side decks. Forward on the trunk cabin is a lounge that measures 8'4" (2.54 m) long and 5'2" (1.57 m) wide and has ratcheting headrests that lock into four positions for chaise-style lounging. Outboard on each side are cupholders and rails and the track and zippers are for a storm cover.

The Muir windlass is on top of the deck with an Ultra 77-lb. (35 kg) stainless-steel anchor and 300' (70 m) of chain rode. Cleats are on each side of the bow with chafing guards. The port hatch opens to reveal the handle and remote for the windlass plus the fresh and raw-water washdowns. The rode locker is to starboard and it's deep enough to accommodate fenders.

The lounge on the foredeck will tempt sun worshippers.



For maximum comfort, the backrest clicks into four different positions.




The forepeak has a straightforward feel with the remote under the port hatch and rode access to starboard.

Riviera 5400 Sport Yacht Platinum Edition Salon

As we head indoors, it's a 9" (22.86 cm) step up and the door is 25" (63.5 cm) wide and 6'3" (1.91 m) tall. Riviera's signature opera window opens alongside, linking the aft deck to the galley. It secures with a latch in the overhead and headroom is 6'6" (1.98 m).

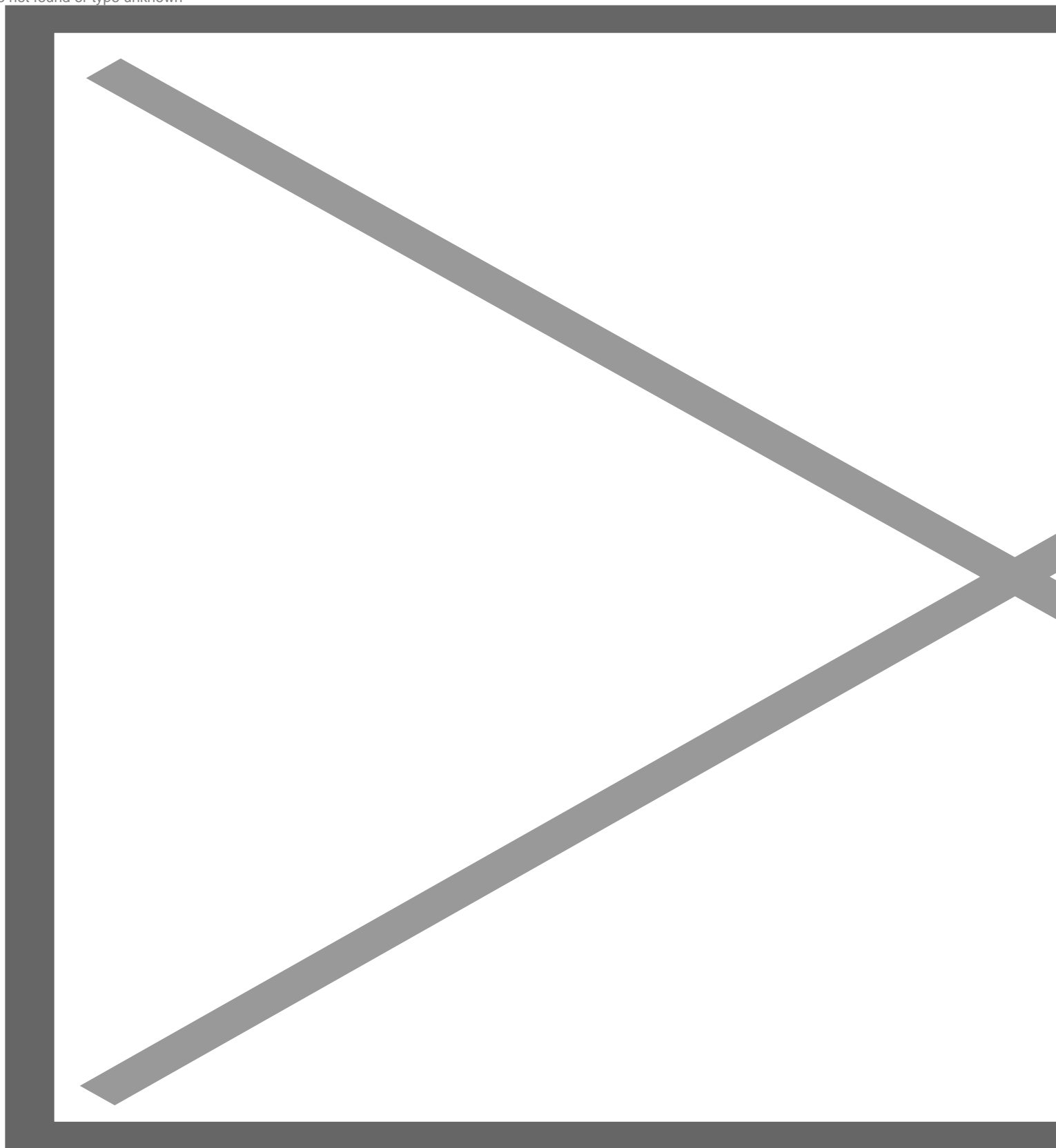
Image not found or type unknown



At the trailing edge of the galley, the opera window opens on a stainless-steel strut and secures with a latch in the underside of the flying bridge.

The Galley. Part of the Platinum Edition is the waterfall countertop running down the side of the galley. On the aft side in the bottom area are two Isotherm refrigerated drawers with storage alongside. Outboard to port are the Miele convection/microwave oven with a Fisher & Paykel dishwasher underneath. A hinged cover in the aft outboard corner of the counter opens a Summit two-burner stove that has a Dometic extraction fan overhead. Outboard to port are a stainless-steel sink and purified water spout. In the forward corner is a wastebasket and at the front of the galley are two bar stools. If an owner orders the optional flatware, cups and saucers store overhead and plates have dedicated space in drawers in the base of the forward counter.


Image not found or type unknown



The waterfall counter treatment in which the stone run downs the side of the counter is part of the Platinum Edition treatment.

Opposite the galley to port, the bar has a Dometic wine chiller, pull-out bottle storage, dedicated stemware racks and a refrigerated drawer. Just ahead is a pull-out freezer and above is the control for the Fusion stereo.

Image not found or type unknown



The bar is opposite the galley just inside the salon door so it can serve the guests on the aft deck.

The Salon. In the salon to port is an L-shaped lounge with a high-gloss walnut table. The craftsmanship is noteworthy and it's all done in-house. The bar stools are to starboard and outboard of them, a 42" (106.68 cm) TV rises out of the bulwark. Forward to port, guests step up 11" (27.94 cm) to an elevated lounge area

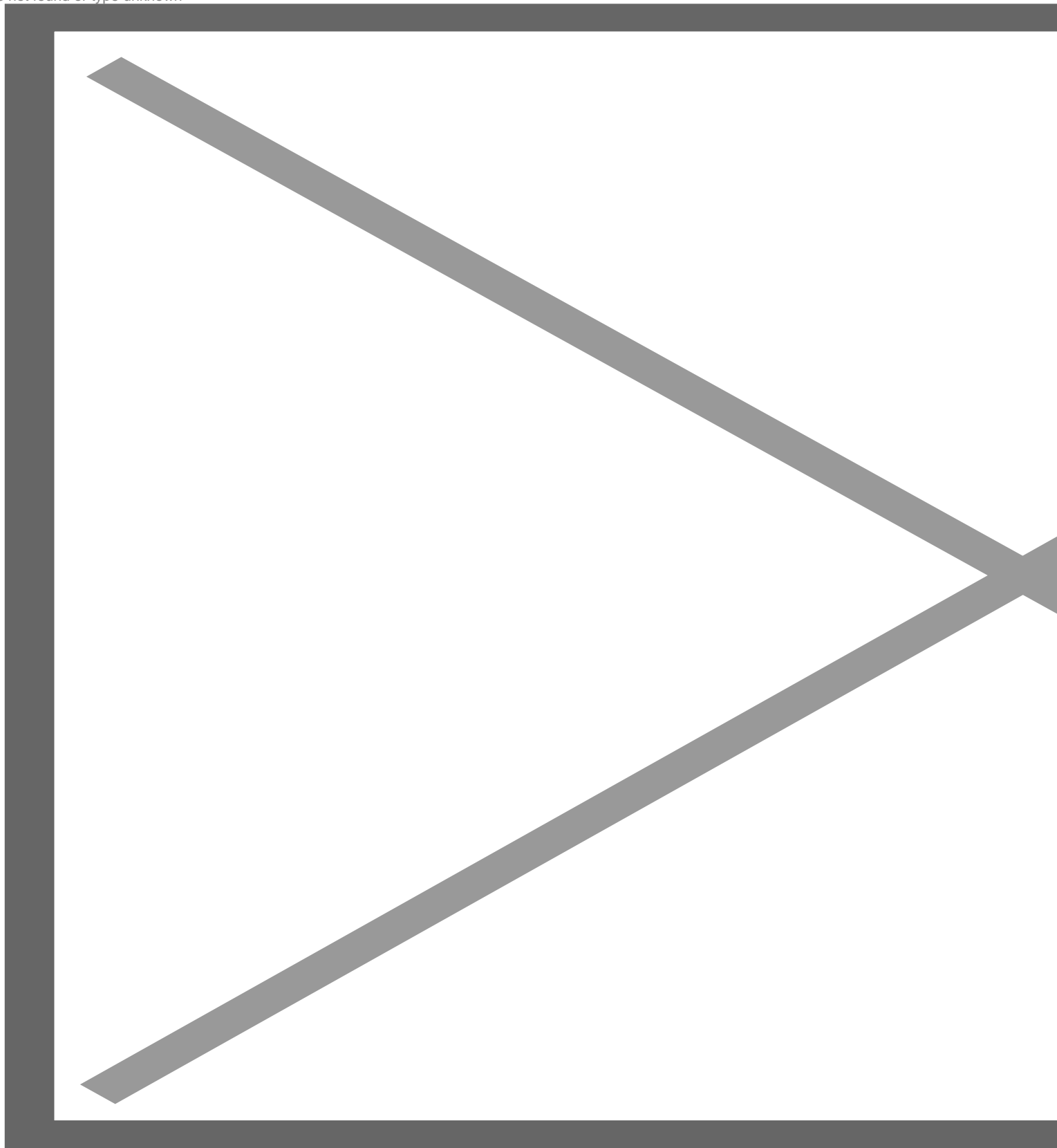
adjacent to the helm so they can keep the captain company during a long cruise. Overhead, the power sunroof opens and owners have a choice of shade style.

Image not found or type unknown



Our test boat had the high-gloss walnut wood treatment. An owner can also choose Satin Oak.

Image not found or type unknown

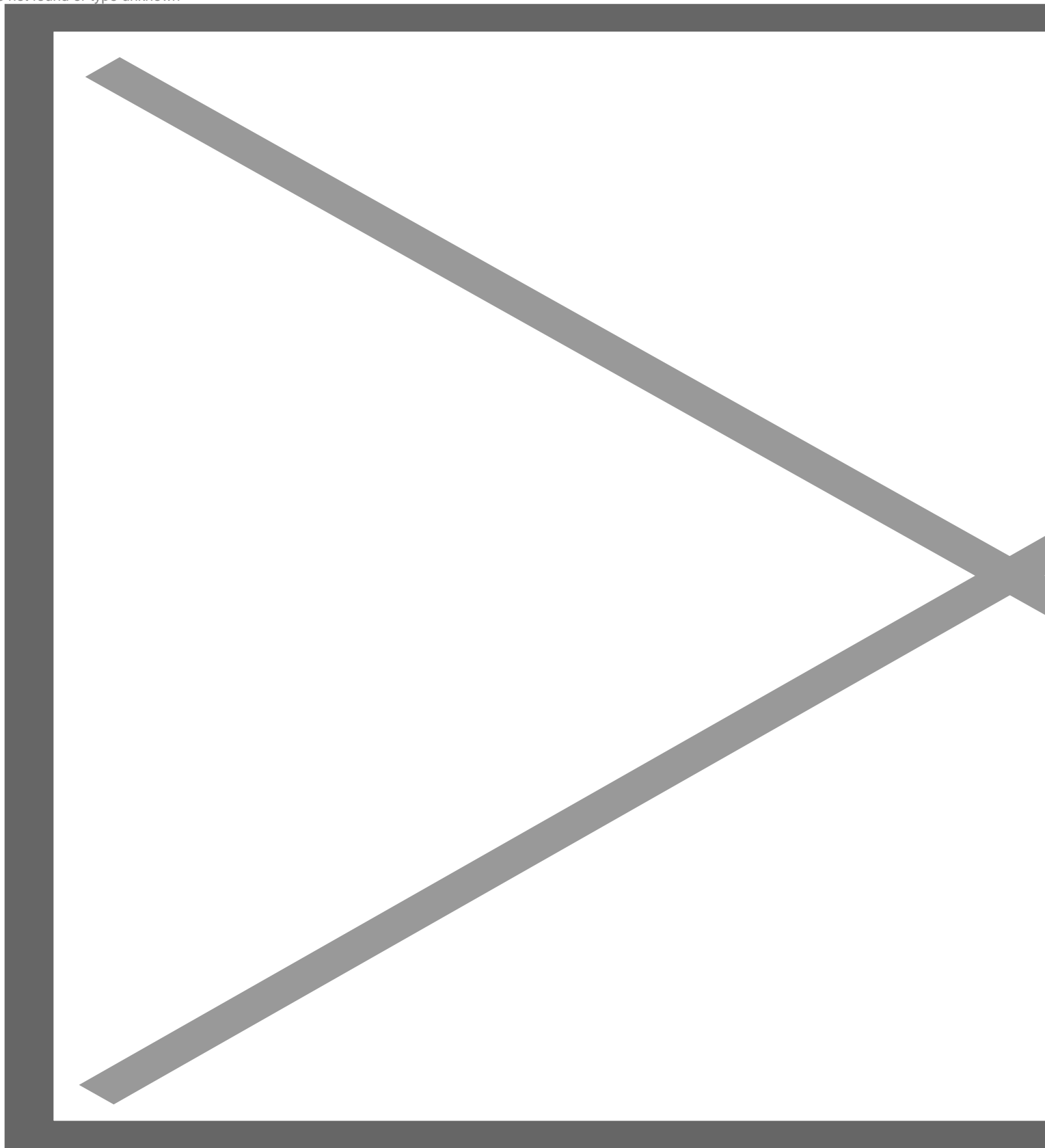


The bar stools add to the passenger capacity without taking up the space of a loveseat.

The Helm. Indicative of the 5400 Sport Yacht Platinum Edition's high-end feel, our test boat had a Recaro high-backed helm seat that featured a diamond pattern, hand-stitching and folding armrests. For added comfort, there's an angled footrest.

The helm is finished in a matte black alcantara suede upholstery. Up top are two 17" (43.18 cm) Garmin displays that are part of the Volvo Penta glass dash and just aft there's a tray with a USB plug. To the left of the steering wheel are the air conditioning and accessory switches on the top row. Below are the 7" (17.78 cm) Volvo Penta engine screen, the search light, CZone digital panel, the chain counter for the Muir windlass and the control pad for the optional Seakeeper gyro stabilizer.

Image not found or type unknown



The helm could easily be found on a private jet with a Recaro high-backed bucket seat and alcantara matte black upholstery

To the right of the wheel are the Icom VHF radio and the engine start-stop buttons. Above is the control puck for the Fusion stereo. To starboard working aft, we have the Volvo Penta joystick, digital controls, windshield wiper and washer buttons and the controller for the Garmin screens. Another storage tray abaft the controls could be a good place to chuck car keys and similar items.

Riviera provides a five-year extended warranty on all Volvo Products from the propeller nut to the helm screens and if the company fits any Garmin component at the factory, the warranty extends to that as well.

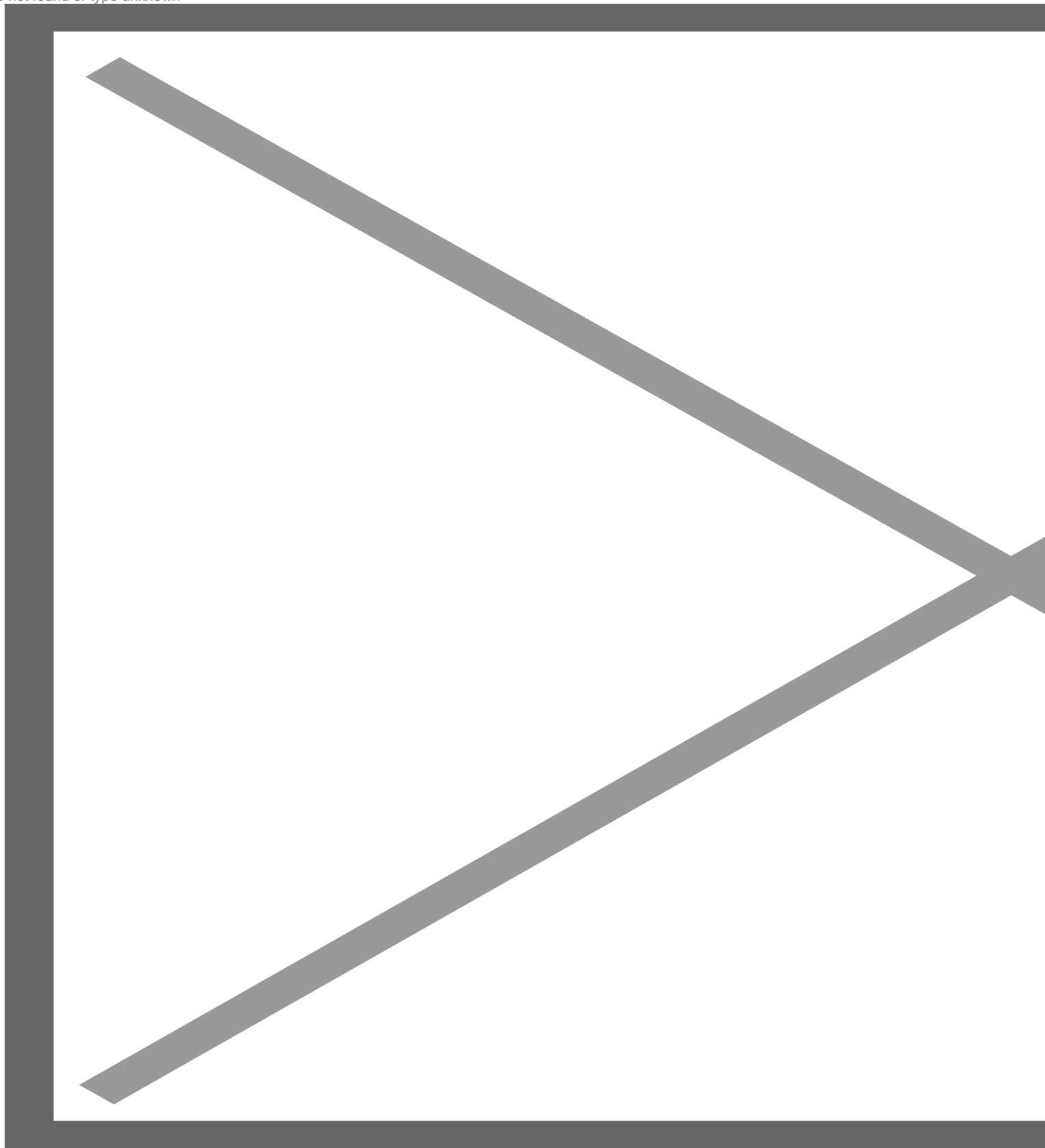
The windshield is made up of three sections with the outboard panes at 33" (83.82 cm) wide and 53" (134.62 cm) tall while the center span is 60" (152.4 cm) across and 56" (142.24 cm) tall. Each has its own wiper.

Abaft the helm in the bar to port is a locker that contains the remote for the windlass and the start buttons for the generator and the optional watermaker. Just below is a C-Zone digital touch screen. These are throughout the boat and eliminate the traditional distribution panel.

Image not found or type unknown

The windlass remote, generator startup and watermaker controls are in a locker above the salon bar.

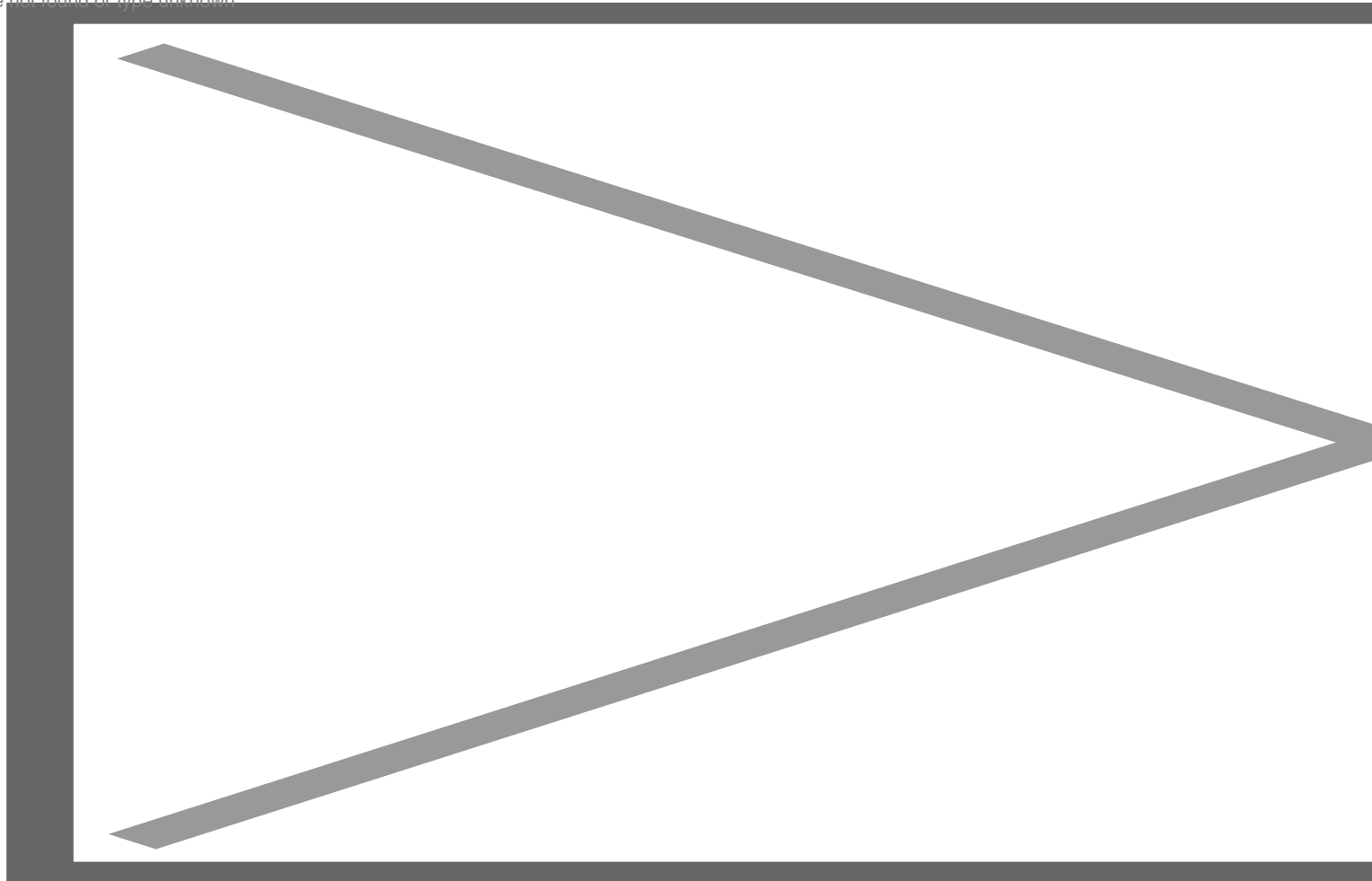
Image not found or type unknown



Across from the helm, an L-shaped lounge on a pedestal raised 11” (27.94 cm) off the deck lets guests keep the captain company during an extended cruise.

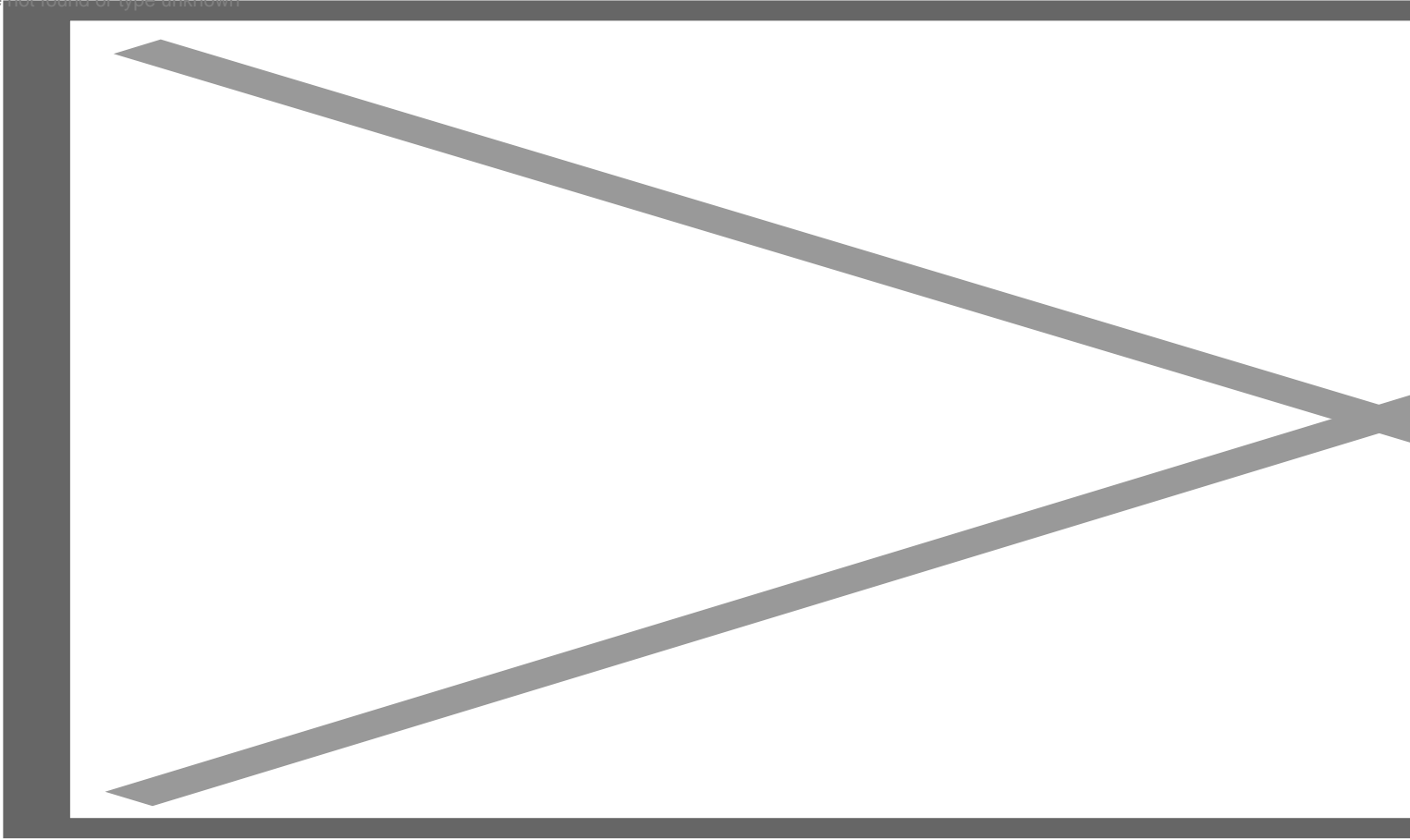
Riviera 5400 Sport Yacht Platinum Edition Accommodations Deck

Image not found or type unknown



The standard accommodations plan for the 5400 Sport Yacht Platinum Edition has a guest cabin to port.

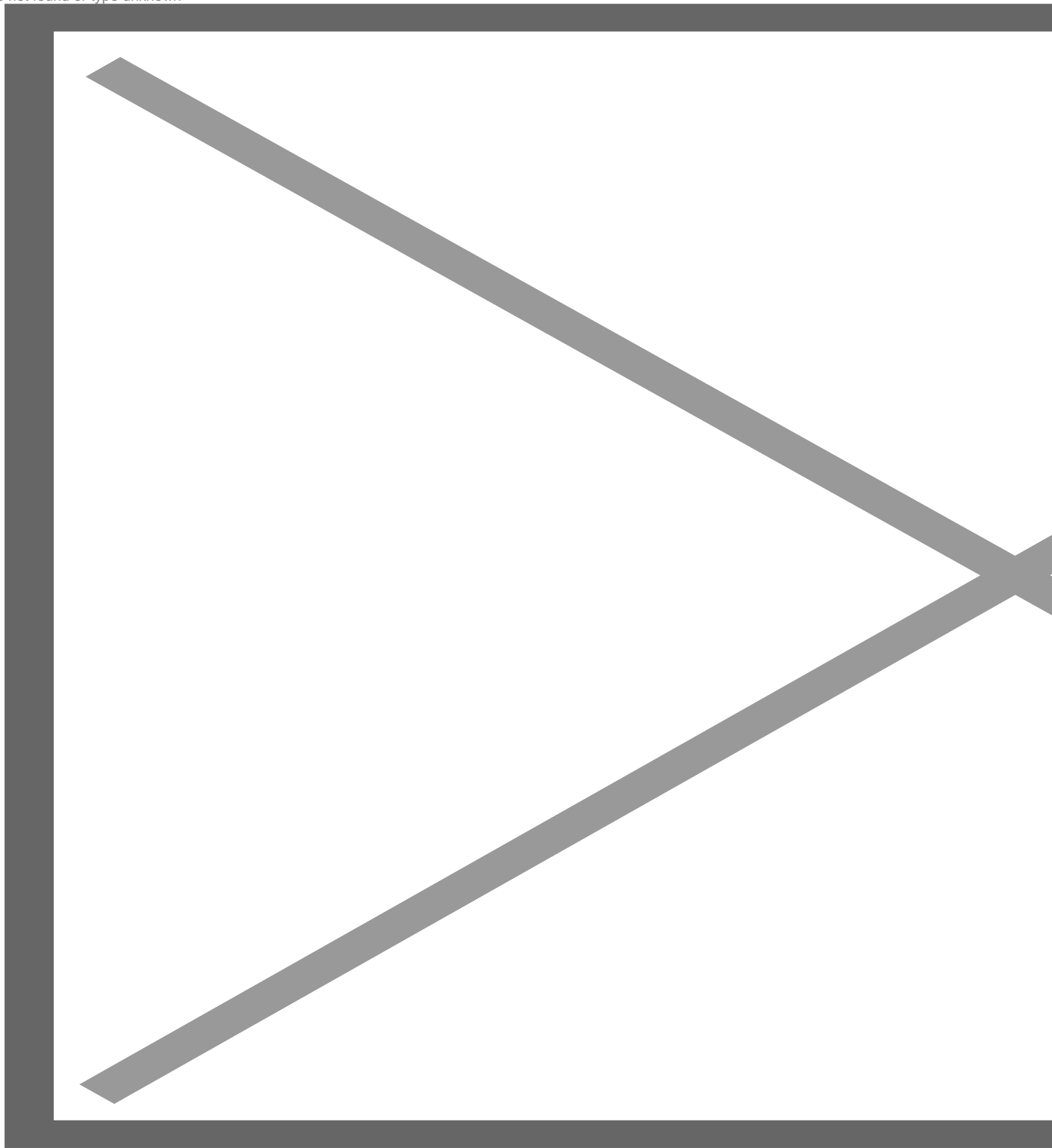
Image not found or type unknown



The optional plan has a lower salon with an L-shaped lounge in place of the guest cabin.


Now let's head below to the accommodations deck. The lower salon has an atrium-style design that lets the windshield bathe the area in natural light. The master stateroom is aft and has a berth that's 84" (213.36 cm) long and 76" (193.04 cm) wide. Headroom is 6'3" (1.91 m) and outboard to port is a chaise-style lounge with long hullside window and opening port above. The port has a sensor that sounds an alarm at the helm when opened. High gloss walnut contrasts with the velvet headboard and there's a 32" (81.28 cm) TV on the aft bulkhead. Storage is provided in dual hanging lockers plus assorted drawers. To port, the en suite has a vessel sink, Corian sole and countertops, an opening port and a separate shower stall.

Image not found or type unknown



The master stateroom has a raised berth on the centerline with a lounge outboard to port.


Image not found or type unknown



The light stone surfaces in the master head enhance the ambiance and the open feel.

Exiting the master, we find a combination washer/dryer to port and storage to starboard. Forward to port, we enter the guest cabin that has over-under bunks that are 77" (195.58 cm) long with a median width of 27" (68.58 cm). The cabin has a hanging locker and a 24" (60.96 cm) TV.

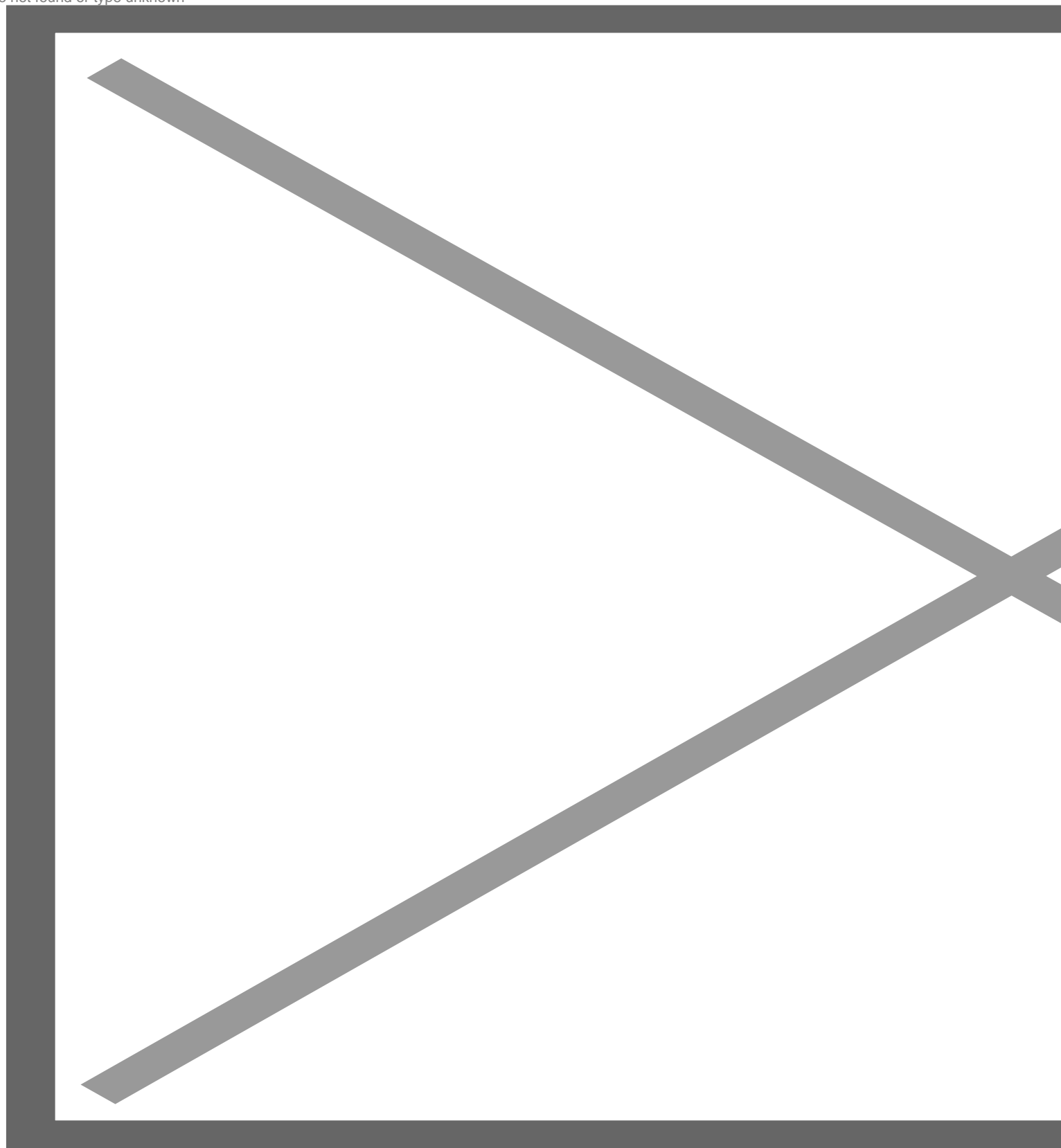
Image not found or type unknown



Even in the guest cabin, the air conditioning ducts are integrated into the soffit vents for a clean look.

The VIP. Just across the companionway is the head that the guest cabin shares with the VIP. It's equipped nearly identically to the master head with a teak bench and overhead skylight. The bow stateroom has 6'8" (2.03 m) of headroom and the 74" x 60" (187.96 cm x 152.4 cm) berth on the centerline, a large hanging locker, a 24" (68.58 cm) TV, overhead storage, carpeted steps on each side and four drawers in the base. Additionally, half of the berth is hinged and lifts up on a gas strut for large-item storage.

Image not found or type unknown



In this photo, we see the more contemporary-looking Satin Oak wood treatment in the VIP stateroom.

Riviera 5400 Sport Yacht Platinum Edition Performance

Before we headed out on the water, we checked out the 5400 Sport Yacht Platinum Edition's engine room. A hatch in the aft deck opens to access it and the rail on the bar is a natural grab at the start of the descent or end of the ascent. There's good space between the engines and aft the 21.5-kW Onan generator is centrally positioned beneath the garage. Just aft of that is the optional Seakeeper. As we've seen on previous Rivas, the motor-mount nuts are marked after they're torqued so it's easy to see if they've loosened.

Jack shafts link the engines to the pod drives. To starboard are the optional water maker and Dometic air conditioning. At the front of the compartment are the freshwater tanks on each side of the fuel reservoir. In the center up top are the CZone digital switches with the house batteries underneath. Below, the access to the fuel-filters and raw-water strainers is excellent.

Image not found or type unknown

The six-cylinder Volvo Penta diesels connected to the pods with a jack shaft.

The C-Zone switches and house batteries are centrally positioned at the front of the compartment.

The fuel filters and sea strainers are easily accessed between the engines.

The generator is mounted on the centerline beneath the garage with the optional Seakeeper just aft.


The Numbers. The 5400 Sport Yacht Platinum Edition measures 57'3" (17.46 m) long with a 16' (4.88 m) beam and a draft of 4'9" (1.45 m). Empty weight is listed at 54,596 lbs. (24,764.33 kg) and we tested with three people, 55% fuel and 50% freshwater aboard, giving us an estimated test weight of 58,657 lbs. (26,606.37 kg).



The 5400 Sport Yacht Platinum Edition strikes an attractive pose on the water.

Powered by twin 725-hp Volvo Penta D-11 IPS 950 6-cylinder diesels and pod drives, the 5400 Sport Yacht Platinum Edition hit a top speed of 33.8 knots at 2500 rpm. We recorded best cruise at 1750 rpm where she ran 17.5 knots and burned 36 gph even. This translated to .75 knots per gallon and a range of 310 nautical miles with 10% of her 792.52-gallon (3,000 L) fuel capacity held in reserve.

Test day brought calm conditions so we couldn't evaluate the 5400's rough-water capabilities. She carved through turns cleanly with minimal lean. When we returned to the slip, the second station with a joystick to port in the aft deck made docking minimally challenging.



The only disappointing part of our test with the 5400 Sport Yacht Platinum Edition was the calm conditions.

Observations

Riviera's 5400 Sport Yacht Platinum Edition has the performance to match her striking appearance. She's agile and based on our previous experience with the brand, she'll be up to the task when conditions are less than ideal. Riviera also tells us that many customers buying this boat are stepping up to their first express yacht because she's easily managed around the docks. She also has the accommodations, amenities and comfort a platinum edition model should.