

# BRABUS Shadow 900 ST (2021-)

## Brief Summary

The BRABUS Shadow 900 ST starts life as an Axopar 37 twin-stepped hull and deck. Then BRABUS Marine takes over, adding upgraded materials and equipment. Think of her as a Maybach or AMG on the water.

## Price

**Base Price**\$532487.00

*Prices, features, designs, and equipment are subject to change. Please see your local dealer or visit the builder's website for the latest information available on this boat model.*


## Test Results

RPM	MPH	Knots	GPH	MPG	NMPG	STAT. MILE	NM	dBa
600	4.5	3.9	1.7	2.6	2.3	457	397.7	59.3
1000	7.1	6.2	3.3	2.2	1.9	372	323.3	65.1
1500	8.8	7.7	6.4	1.4	1.2	238	206.6	72.6
2000	12.2	10.6	11.3	1.1	0.9	186	161.6	79.6
2500	17.7	15.4	14.7	1.2	1.1	209	181.5	81.4
3000	24.1	20.9	19.5	1.2	1.1	213	185.3	84.9
3500	30.7	26.7	23	1.3	1.2	231	200.6	89.5
4000	38.3	33.3	27.8	1.4	1.2	238	207	89
4500	46.5	40.4	37.5	1.2	1.1	214	186.1	89.2

RPM	MPH	Knots	GPH	MPG	NMPG	STAT. MILE	NM	dBa
5000	52.1	45.3	49.1	1.1	0.9	183	159.3	88.7
5500	58.9	51.2	70.6	0.8	0.7	144	125.3	93.8
5900	63.7	55.3	83.3	0.8	0.7	132	114.8	90

[View the test results in metric units](#)

Image not found or type unknown



# Specifications

Length Overall	38'5"   11.73 m
BEAM	11'   3.35 m
Dry Weight	9,480 lbs.   4,300 kg

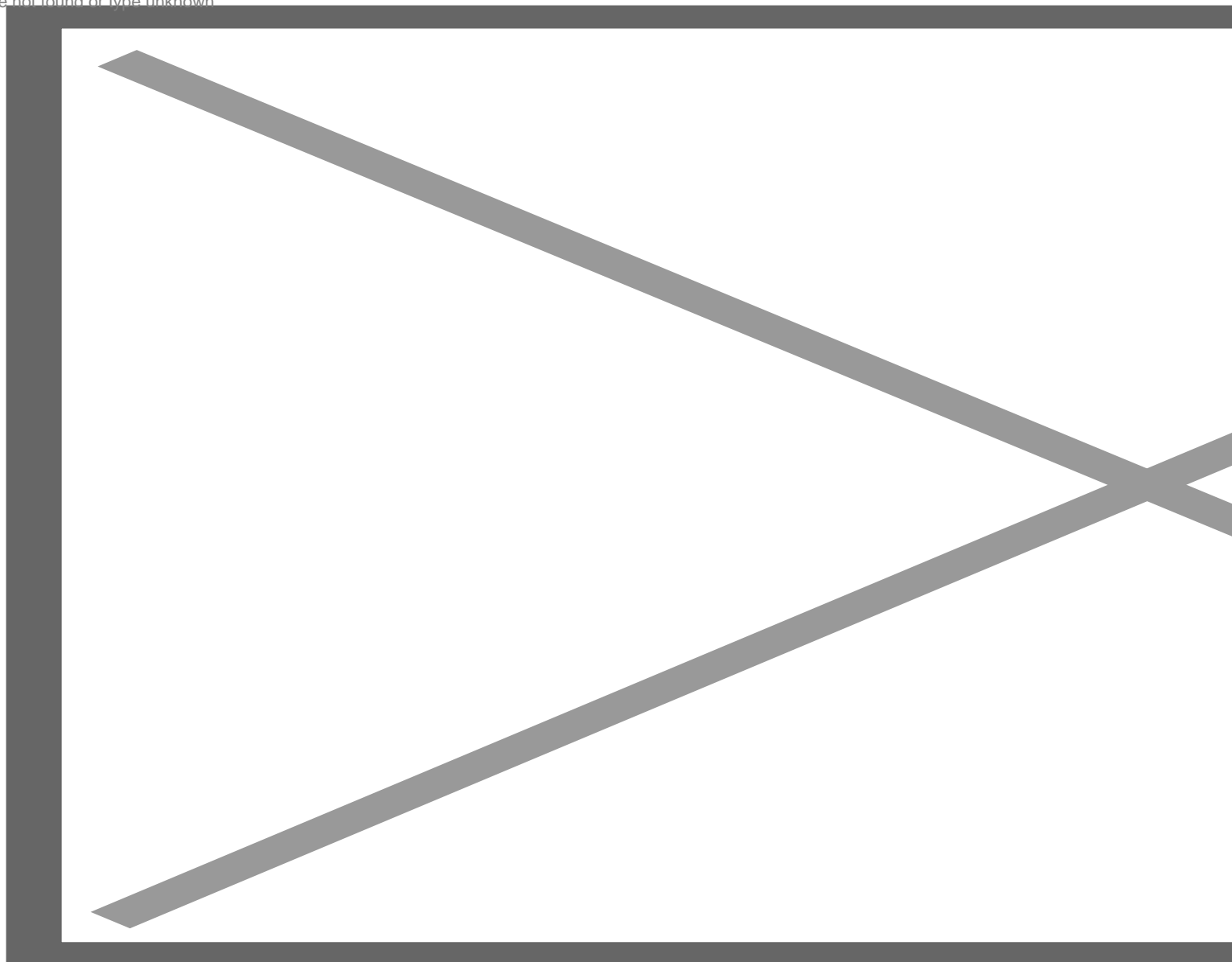
<b>Tested Weight</b>	11,933 lbs.   5,412.7 kg
<b>Draft</b>	33"   83.82 cm
<b>Draft Up</b>	
<b>Draft Down</b>	
<b>Air Draft</b>	
<b>Deadrise/Transom</b>	20
<b>Max Headroom</b>	
<b>Bridge Clearance</b>	
<b>Weight Capacity</b>	
<b>Person Capacity</b>	YC
<b>Fuel Capacity</b>	192 gallons   726.8 L
<b>Water Capacity</b>	
<b>Length on Trailer</b>	
<b>Height on Trailer</b>	
<b>Trailer Weight</b>	
<b>Total Weight</b>	11,933 lbs.   5,412.7 kg
<b>Aft Deck</b>	

Salon Inside Width	
Salon Fore & Aft	
Salon Height	
Salon Volume	
Galley Volume	
Master SR Width	
Master SR fore & Aft	
Master SR Overhead	
Master SR Volume	
Eng. Room Volume	

## Acceleration Times & Conditions

Time to Plane	3.4 seconds
0 to 20	
Ratio	
Props	
Load	3 persons; 74 gal. fuel; 50 lbs. gear
Climate	82 deg.; 67 humid.; winds: 5-10; seas: 1' swells


Image not found or type unknown



The Shadow 900 ST is based on a 38'5" (11.73 m) Axopar hull with an 11' (3.35 m).

**Report by Eric Colby**

Image not found or type unknown



One of the graphics packages available is this camouflage wrap that is sure to not blend in anywhere.


## Mission Statement

The mission of any boat from BRABUS Marine is to take luxury and performance to the highest level. BRABUS uses words like “extravagant” and “hedonistic” to describe the Shadow 900 Sun Top and they are appropriate. She features carbon-fiber highlights throughout with Fine Leather in the cabin that’s impeccably detailed. An owner can choose among Platinum Grey, White Grey, Glacier Blue or camouflage hull and deck colors and pair them with BRABUS Red, Cappuccino, Sunrise or Sapphire cockpit upholstery. She’s powered by twin Mercury Racing 450R outboards and comes with a glass dash. Or, BRABUS has a limited-edition model called the Shadow 900 Black-Ops ‘1 of 37’ launched exclusively in the Gunmetal Grey paint scheme with BRABUS red exterior seating. There will be a maximum of 37 units available for this model.

## BRABUS Shadow 900 ST Features

- Twin Mercury Racing 450R outboards
- Outstanding handling in myriad conditions
- Large sunroof in hardtop
- Joystick piloting
- Remote for bow thruster and windlass
- Gullwing doors in the foredeck

Image not found or type unknown



There’s clear passage from the bow to the stern and all the walking surfaces are covered in a custom rubber mat specified by BRABUS Marine.

## BRABUS Shadow 900 ST Features Inspection

**The Cabin.** The cabin gets the lion’s share of special treatment, primarily in materials and the optional Infotainment Unit with a 42” (106.68 cm) 4K TV with Apple TV connectivity. The queen berth forward is 74” x 46” (187.96 cm x 116.84 cm) and there’s a wraparound lounge aft to starboard. The whole area is finished in black and gray BRABUS Fine Leather with hand-stitched red accents. The cabin feels like something found on a private jet. For practicality, there’s a vessel sink aft near the entry from the cockpit and there’s a



porcelain electric flush toilet beneath a flip-up cushion. Forward, the gull-wing doors open up over the berth to offer entry options. Average headroom in the cabin is 5' (1.52 m).



Image not found or type unknown

With the gullwing doors closed and the lights on, the BRABUS Shadow 900 ST cabin presents a thoroughly upscale aura.



Image not found or type unknown



The illuminated threshold in the cabin entryway is part of the BRABUS upgrade package.





Image not found or type unknown

This isn't just another flatscreen TV. It's a 4K with Apple connectivity and is part of the optional Infotainment center.



Image not found or type unknown

The vessel sink and mirror are of the highest quality and notice the leather upholstery with the red piping.  
Tres chic.





The toilet is beneath a hinged seat cushion just inside the cabin entryway and it's real porcelain with electric flush.


**The Bow.** The gullwing doors open to side decks that are 14" (35.56 cm) wide and have 27" (68.58 cm) tall bulwarks capped by 5" (12.7 cm) powder-coated black rails. The cleats throughout the boat are also powder-coated black and engraved with the BRABUS logo. At amidships, there are steps cut into the bulwarks with a nonskid pad on the caprail. As we saw throughout the boat, BRABUS installs soft rubber decking underfoot and it's an 8" (20.32 cm) step up to the bow area.

Just ahead of the gullwing doors is a doublewide sunlounge finished in the BRABUS Red upholstery used throughout the boat. It has an angled backrest that creates a chaise-style lounging position. The hinged bottom lifts up on a stainless-steel strut.

A walkway forward of this lounge separates it from a smaller aft-facing cushion that snaps in place on the bow. Because this area is raised, the bowrails come up higher to provide more security to a crewmember securing bowlines or securing the anchor. The entire deck forward of this lounge is hinged and it opens to starboard to access the Maxwell electric windlass, all-chain rode, controls and freshwater washdown. There's also a SmartPlug shorepower outlet.




Image not found or type unknown



Just outboard of the gullwing doors are convenient steps in the bulwark and nonskid pads on the caprail.





As part of the BRABUS upgrade, the deck hardware is powder-coated black.



Image not found or type unknown



All Rights Reserved © 2024 BoatTEST.com, LLC

The bow lounge can be set in multiple positions and the hatch in the backrest acts as a skylight for the cabin.





Image not found or type unknown

The forward seat bottom is hinged and raises on a stainless-steel strut to access the storage in the base.



Image not found or type unknown

Even the windlass looks higher-tech than usual and notice that the anchor locker hatch is finished on the underside.

**The Cockpit.** Working our way aft, the boat's hardtop covers the helm and forward half of the cockpit. It is 6' (1.83 m) off the deck and has an electrically-powered sunroof in the center, hence the Sun-Top designation. To improve bridge clearance, the antenna mast folds down. At the stern, there are three folding seats that can be positioned for forward or aft-facing. Outboard on each side are gunwale lockers with line hangers to starboard and a manual bilge pump and freshwater shower to port.

Ahead, our test boat had the optional bar that has a hatch that opens on a stainless-steel strut with a sink to port, a drop-in refrigerator in the center and a grill to starboard. Each has an individual removable cover with storage in the base. There are two grabrails on the trailing edge.

On the front side of the bar are four forward-facing bucket seats and a table that is hinged in the center. Continuing the Axopar theme of versatility, the three helm seats spin around to create a booth-style dining area around the aforementioned table. To further expand the boat's versatility, curtains can be zipped in place to enclose the cockpit.



Image not found or type unknown

A channel in the hardtop provides a natural handhold for crewmembers moving forward or aft.





Image not found or type unknown

The three folding seats at the stern can be positioned for forward or aft-facing and allow for the engines to be fully tilted out of the water.




Image not found or type unknown

The lockers in the aft corners have details such as line hangers, stainless-steel strut and carbon-fiber highlights.



Image not found or type unknown





In addition to the overall cover, the bar has individual covers for the sink and cooler and the proper heat shield and automatic shutoff switch for the grill.





The cockpit seats have a single grabrail because the center pair can be tilted forward to access storage beneath them.




Image not found or type unknown



The helm seats spin around to create an al fresco dining area for seven.








Lowering the antenna mast improves the bridge clearance by 20" (50.8 cm).

**The Helm.** The helm gets the BRABUS treatment with two 12" (30.48 cm) Simrad multifunction displays behind a single glass pane. Our test boat had the optional navigation upgrade with two more 9" (22.86 cm) Simrad displays embedded behind glass in the cabin-entry hatch. Accessory switches are in a row below the larger MFDs. The custom BRABUS steering wheel has trim, thruster and windlass buttons on the left side and those for the stereo on the right. The right side has the Mercury digital throttles and the Joystick Piloting System to starboard.

Below is a custom BRABUS angled footrest. To provide a place for the passenger in the port helm seat to rest his/her feet but still leave clear access to the cabin, an extension rod slides out of the footrest when it's needed. There are storage pockets on the console base. It should be noted that it's a step down to the helm deck from the sides.



Image not found or type unknown



The BRABUS treatment puts the displays behind glass and finishes the dash in carbon fiber. Notice the sportscar-style footrest.



Image not found or type unknown

On the custom BRABUS steering wheel, only the round outer part moves. The fixed center hub that controls trim, the thruster and the stereo remains fixed.







The joystick and digital controls are to the right of the wheel with the VHF radio, ignition keys and emergency shutoff switch down low.



Image not found or type unknown

A handy piece of gear, the remote for the bow thruster and windlass will make it easier when a captain is running short-handed.



Image not found or type unknown




The battery switches and circuit breakers are easily accessed in the helm-seat base.

## **BRABUS Shadow 900 ST Performance**

**The Specifications.** The Shadow 900 ST measures 38'5" (11.73 m) long overall with an 11' (3.35 m) beam and a draft of 33" (83.82 m). Empty weight is listed at 9,480 lbs. (4,300.06 kg) and with three people, 74 gallons (280.12 L) of fuel, test equipment and no freshwater, we had an estimated test weight of 11,933 lbs. (5,412.72 kg).

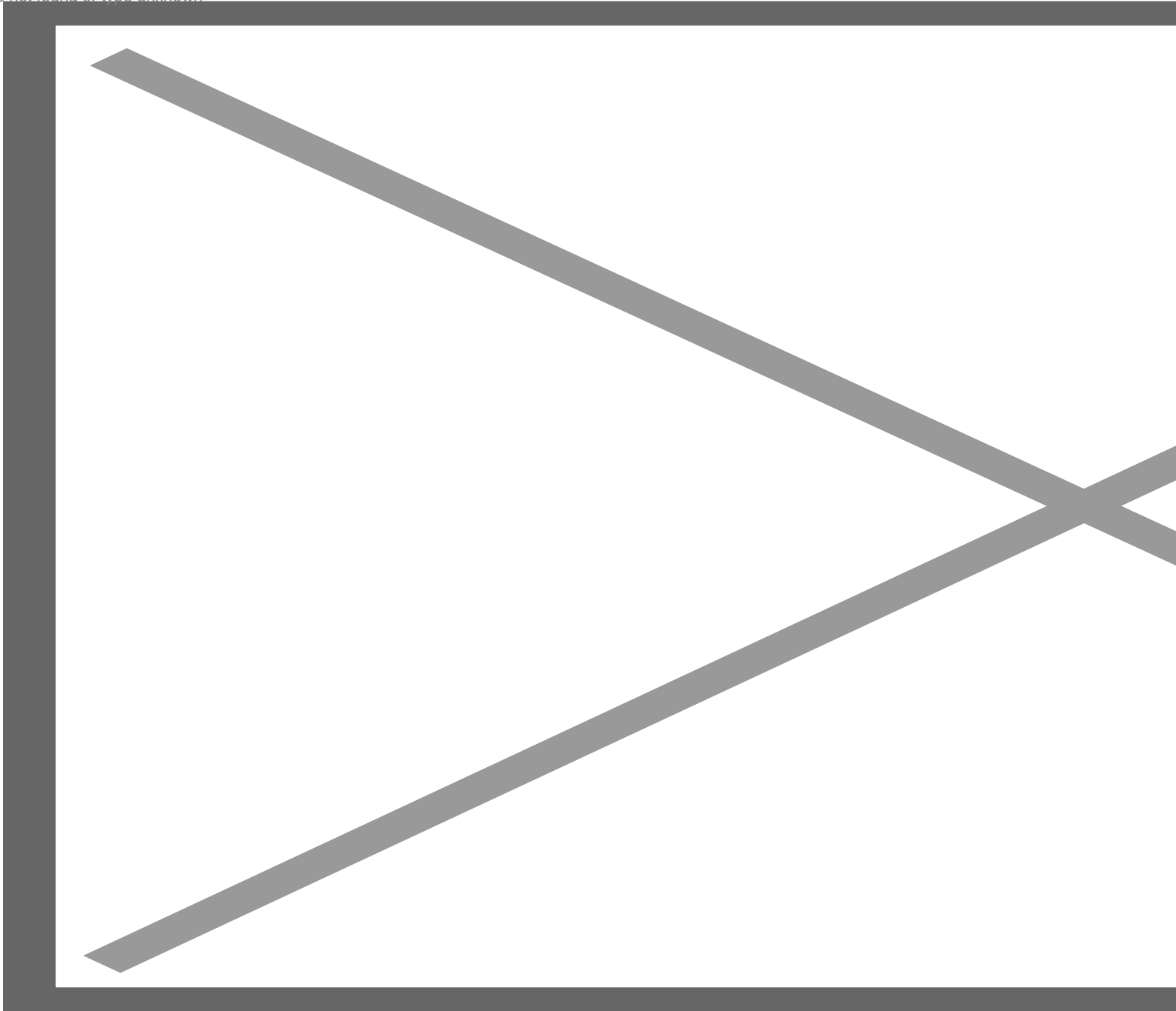
Image not found or type unknown



One of the most noteworthy design elements of the Axopars is the axe-style blunt bow that does a good job of cutting through waves.

**The Numbers.** Another part of the BRABUS upgrade is twin 450-hp Mercury Racing 450R supercharged V-8 outboards. Cranking them up to 5900 rpm, we hit a top speed of 63.7 mph. We recorded best cruise of 38.3 mph at 4000 rpm, where she burned 27.8 gph, which resulted in 1.4 mpg and a range of 238 statute miles with 10 percent of the boat's 192-gallon (726.8-liter) fuel capacity in reserve. The Shadow 900 ST maintained plane at 15.5 mph. In acceleration tests, she planed in 3.4 seconds and ran through 20 mph in 5.2 seconds and through 30 in 8.3 seconds.

Image not found or type unknown



The twin-stepped hull design delivers a coveted combination of efficiency and wave-taming abilities.

**Handling.** Test day served up mild conditions so we couldn't see if the BRABUS Shadow 900 ST had the same stellar rough-water ride that we've found in other Axopar models. Based on crossing our photo boat's wakes and cruising effortlessly over some mellow swells, we have no doubt our test boat would dominate in 4' (1.2 m) seas. She planed quickly with minimal bow rise so the view from the helm was also good. In turns, the Shadow 900 ST banked at a comfortable angle and held her course as if she was on the proverbial rail. She's just a fun, exciting boat to drive.

Image not found or type unknown



The sharp narrow bow cuts through waves and the twin steps keep the BRABUS Shadow 900 ST level through turns.

## Price

BRABUS Shadow 900 ST retail price with twin Mercury Racing 450R outboards: \$532,487

# Observations

After spending a few hours on the Shadow 900 ST, Capt. Steve was as impressed with the handling as he was with the custom touches that come with a BRABUS edition. He put it best saying, "Taking a great boat like an Axopar and matching it with BRABUS Marine not only makes it a home run, it hits it out of the park."