

# Aquila 70 Luxury Power Catamaran (2021-)

## Brief Summary

With the 70 Luxury Power Cat, Aquila says it wants to enter the luxury yacht segment. She has premium features, appliances and appointments and is available with a galley up or down layout with up to five staterooms plus crew quarters. She’s powered by twin 1,000-hp Volvo Penta diesel inboards.

## Price


**Base Price**\$5236380.00

## Test Results

RPM	MPH	Knots	GPH	MPG	NMPG	STAT. MILE	NM	dBa
600	6.9	6	2.5	2.8	2.4	3668	3189.3	N/A
1000	9.9	8.6	10	1	0.9	1283	1115.4	N/A
1250	12.3	10.7	17.5	0.7	0.6	912	792.7	N/A
1500	13.1	11.4	29.5	0.4	0.4	578	502.9	N/A
1750	17.9	15.6	43.5	0.4	0.4	536	466	N/A
2000	24.7	21.4	62	0.4	0.3	518	450.2	N/A
2200	27.5	23.9	77	0.4	0.3	464	403.7	N/A
2400	30.3	26.3	94	0.3	0.3	420	365	N/A
2460	31.4	27.3	101.5	0.3	0.3	403	350.3	N/A

[View the test results in metric units](#)

Image not found or type unknown



# Specifications

Length Overall	69'9"   21.26 m
BEAM	26'11"   8.20 m
Dry Weight	110,000 lbs.   49,895.16 kg
Tested Weight	116,614 lbs.   52,895.22 kg
Draft	4'9"   1.45 m
Draft Up	


Draft Down	
Air Draft	
Deadrise/Transom	
Max Headroom	
Bridge Clearance	2'3"   0.69 m
Weight Capacity	
Person Capacity	
Fuel Capacity	1,447 gallons   5,478 L
Water Capacity	412 gallons   1,560 L
Length on Trailer	
Height on Trailer	
Trailer Weight	
Total Weight	116,614 lbs.   52,895.22 kg
Aft Deck	
Salon Inside Width	
Salon Fore & Aft	
Salon Height	

Salon Volume	
Galley Volume	
Master SR Width	
Master SR fore & Aft	
Master SR Overhead	
Master SR Volume	
Eng. Room Volume	

# Acceleration Times & Conditions

Time to Plane	
0 to 20	
Ratio	
Props	
Load	4 persons; 1/2 fuel; 1/2 water; 50 lbs. gear
Climate	74 deg.; 62 humid.; winds: 5-10; seas: 0

Image not found or type unknown



The 70 Luxury Power Cat measures 69'9" (21.26 m) with a 26'11" (8.20 m) beam. Aquila chose inboards to keep the draft at 4'9" (1.45 m).

# Report by Eric Colby

## Mission Statement

The new Aquila Yachts 70 Luxury Power Cat is the flagship of the company's line and she's designed to be the manufacturer's entrée into the luxury yacht segment. Her interior was designed by the firm Manzoni & Tapinassi and features Natuzzi Italia furniture and appointments with top-shelf appliances and equipment throughout. She can have as many as five staterooms plus crew quarters and is available with an open or enclosed flying bridge. Aquila also invested heavily in computational fluid dynamics to optimize her performance.

## Aquila Yachts 70 Luxury Power Cat Major Features

- Twin 1,000-hp Volvo Penta D13 1000 inboards
- Joystick controls engines, thrusters and rudders
- Choice of open or enclosed flying bridge
- Galley up or down
- Port and starboard docking stations
- Remote controlled dingy platform lift in-between hulls
- Available Aquila cat tender
- Choice of cabin plans

Aquila 70  
Aquila 70 found or type unknown

The 70 LPC has an open feel with the aft deck and salon on the same level and easily passable side decks. The layout shows the standard galley-up design.

Aquila 70  
Aquila 70 found or type unknown

The 70 LPC offers an additional main deck layout consisting of a galley down version opening up the salon to additional entertainment space.

## Aquila Yachts 70 Luxury Power Cat Performance

**Computational Fluid Dynamics.** To optimize the 70 LPC performance and efficiency, Aquila conducted numerous Computational Fluid Dynamic (CFD) studies that focused on the bulbs on the leading edge of the twin hulls' running surfaces as well as the propeller shaft struts, skegs, propellers and even the rudders. Additionally, the tunnel is taller than on competitive cats, which improves performance in calm seas, eliminates pounding and reduces the pitching moment in rougher conditions.




Image not found or type unknown





Engineers at Aquila spent many hours studying how water flows around the shaft strut and rudder.

Image not found or type unknown



Engineers at Aquila spent many hours studying how water flows around the shaft strut and rudder.



Image not found or type unknown

The bulbs on the front of each hull were studied and shaped for maximum wave-cutting efficiency.

**The Numbers.** The Aquila 70 LPC measures 69'6" (21.26 m) long overall with a 26'11" (8.20 )beam and a draft of 4'9" (1.45 m). Empty weight is listed at 110,000 lbs. (49,895.15 kg) and with four people, 723.5 gallons (2,738.75 liters) of fuel and 184.5 gallons (698.41 liters) of water on board, we had an estimated test weight of 116,614 lbs. (52,895.22 kg).

Image not found or type unknown



Aquila put extensive effort into giving the 70 LPC a more streamlined, sporty profile instead of the usual boxy look that often comes with power cats.

Winding up the twin 1,000-hp Volvo Penta D13 1000 inboards to 2460 rpm, we hit a top speed of 31.4 mph. There really was no best cruise. It's more of a linear thing based on the comfort that the conditions offer. From 1500 through 2200, she gets .4 mpg and at 2400 and 2460, the number only drops to .3 mpg.

As for her handling with the taller tunnel, the 70 LPC took waves well. She has a "shippy," solid feel and stays level in turns. At slow speeds, the joystick controls the engines, thrusters and rudders, giving the captain confident assurance.

Aquila 70  
Available at BoatTEST.com or type unknown

The 70 LPC's tunnel and deck have been raised to higher levels than on previous Aquilas, which improved overall performance and ride.

## Aquila Yachts 70 Luxury Power Cat Features Description

**The Flying Bridge.** The 70 LPC's primary helm is on the flying bridge and has three 22" (55.88 cm) Garmin multifunction displays with the Volvo Penta digital engine controls alongside the steering wheel. For optimum captain's convenience, the joystick is in the right-side armrest of the helm chair with the toggle for the Garmin displays on the left side. There are a total of three Stidd captain's chairs at this station with a small forward-facing lounge to port. Our test boat had the open flying bridge and a companionway to starboard leads out to the Portuguese bridge that has docking stations on each side to make it easier to pull into a slip. That should appeal to an owner/operator. The lower helm station is at the leading edge of the galley on the main deck and has two 22" (55.88 cm) screens, a CZone digital switching panel and shift/throttle controls and a joystick, but no steering wheel. For easier servicing, the whole lower panel tilts forward. A small hatch in the dash to port opens a glove-box-style compartment that houses the climate control, switches for the water maker and LED lights and other accessories. Throughout the boat, there are inductive charging pads for smartphones.



Image not found or type unknown



It has three 22" (55.88 cm) displays, but the helm still has a straightforward layout that's easy to follow and we like the position of the joystick in the captain's chair armrest.



Image not found or type unknown

Two companions can join the captain on watch at the helm. Aquila's adherence to using the best equipment is reflected here. They are Stidd products.



Image not found or type unknown

A guest can stretch out alongside the helm to port and enjoy the view.






Image not found or type unknown

The port docking station just outside the pilothouse gives a captain a clear view of the entire side of the boat when pulling into a slip.

Image not found or type unknown



The lower helm is at the leading edge of the galley and is a good source of information for navigation and onboard systems.

**The Flying Bridge.** Aft of the helm, the flying bridge has an L-shaped lounge around a table with folding sections to port. The table is on an adjustable post so it can be lowered. Overhead, there are skylights that can be opened with the push of a button. The flying bridge bar has two electric grills plus a griddle under a stainless-steel hood and a single-basin sink with a cutting board cover. In the base of the grill are a refrigerator and an icemaker and there's open storage beneath the sink. Aft, the boat deck is left open and our test boat had folding chairs in this area. The rails that encircle the boat deck are 36" (91.44 cm) tall, which exceeds American Boat & Yacht Council standards. For safer descents, the stairs to the aft deck are within the confines of the boat instead of an outdoor ladder. We would like to see the acrylic hatch that closes off the stairs tinted or highlighted in some way that would make it easy to see when it's closed.

**Aquila 70**  
As built, not found or type unknown

The boat's beam can even be felt on the flying bridge, which is wider than what would be found on a monohull in the same size range.



Image not found or type unknown

The flying bridge lounge to port has a table that can fold out to twice the size seen here. It's also protected by the hardtop.



Image not found or type unknown



The flying bridge bar has a doublewide grill as well as a griddle under the domed stainless-steel lids that let heat dissipate more evenly.





The flying bridge stairs are within the confines of the 70 LPC's interior instead of outside, which is safer during bad weather.

**The Bow.** In addition to the flying bridge stairs being safer to navigate, passengers who want to head out to the 70 LPC's bow do so via a Portuguese bridge. It has tall bulwarks topped by stainless-steel rails and routes forward to centrally located stairs to the bow area. Immediately ahead of the windshield are two flat sunpads with backrests that can be tilted up for chaise-style lounging. On the leading edge of the trunk cabin are two loveseat-style lounges. Forward, the deck is recessed and the hydraulic windlass and rode access are beneath two hatches. The anchor passes through a stainless-steel chute in the bow. Outboard on each side are two chocks and a bollard-style cleat.





Here we see one of the two sunpads on the bow with the backrest raised and notice the grabrails on each side.





Image not found or type unknown

The windlass and related equipment are beneath the two hatches in the deck. Notice that they're hinged at the front so the onrushing wind will help them stay closed when the boat is running.



Image not found or type unknown

Two chocks on the forepeak of each hull give deck hands a choice of angles when securing mooring or dock lines.

**The Swim Platform.** Wide side decks make it easy to head aft to the 70 LPC's stern area. Two stainless-steel framed acrylic gates close off the stairs to the swim platform, which is one of the most spacious we've seen. There are staple rails that can be moved to accommodate the situation on each side and the center section can be raised and lowered for launching and loading the optional Aquila catamaran tender. A swim ladder pulls out of a locker on each side of the platform and extends 35" (88.90 cm) with five steps and tall rails. This exceeds ABYC standards.



Image not found or type unknown

Swim platforms on each side plus the remote-controlled dinghy platform center section make the 70 LPC a watersports activity haven.





Image not found or type unknown

No it's not a support for a shade. It's actually a shower and there's another one on the opposite side.



Image not found or type unknown

No folding is necessary to deploy the boarding ladders on each side Just pull them out and lower them into the water.







Lower the center section of the swim platform and it's designed to make it easy to simply drive the tender up the ramp.

**The Aft Deck.** Heading up the stairs, we enter the aft deck that has a lounge across the stern behind a 40" by 80" (101.6 cm by 203.2 cm) table. Freestanding directors' chairs add to the seating capacity. To starboard, there's another bar and to port is the entry to the crew quarters that we'll check out later. Bollard-style cleats and warping winches are on each side with lockers in the base.



Image not found or type unknown

The flying bridge extends aft over the deck and has 6'10" (2.08 m) of headroom. This will be a popular gathering area.

**The Salon.** A sliding stainless-steel framed tinted glass door opens to the 70 LPC's salon. The furniture is from Natuzzi, a high-end Italian company and the series is Moby Dick that is identified, by the whale-tail style highlights. An L-shaped lounge, table and free-standing chair are to port with a more formal dining area forward. Area rugs cover the stone decking and the flat surfaces at the lower helm are Alfi wood with hand-varnished hardwood trim. Panels in the overhead are Ultraleather and the inset lights are LED. There's a plethora of storage options including dedicated space for plates, stemware and the like outboard to port and forward of the table. The TV is in the aft port corner. Headroom in the salon tops out at 7'1" (2.16 m).



Image not found or type unknown

Guests can relax on the salon lounge and watch the game on the TV in the aft port corner.

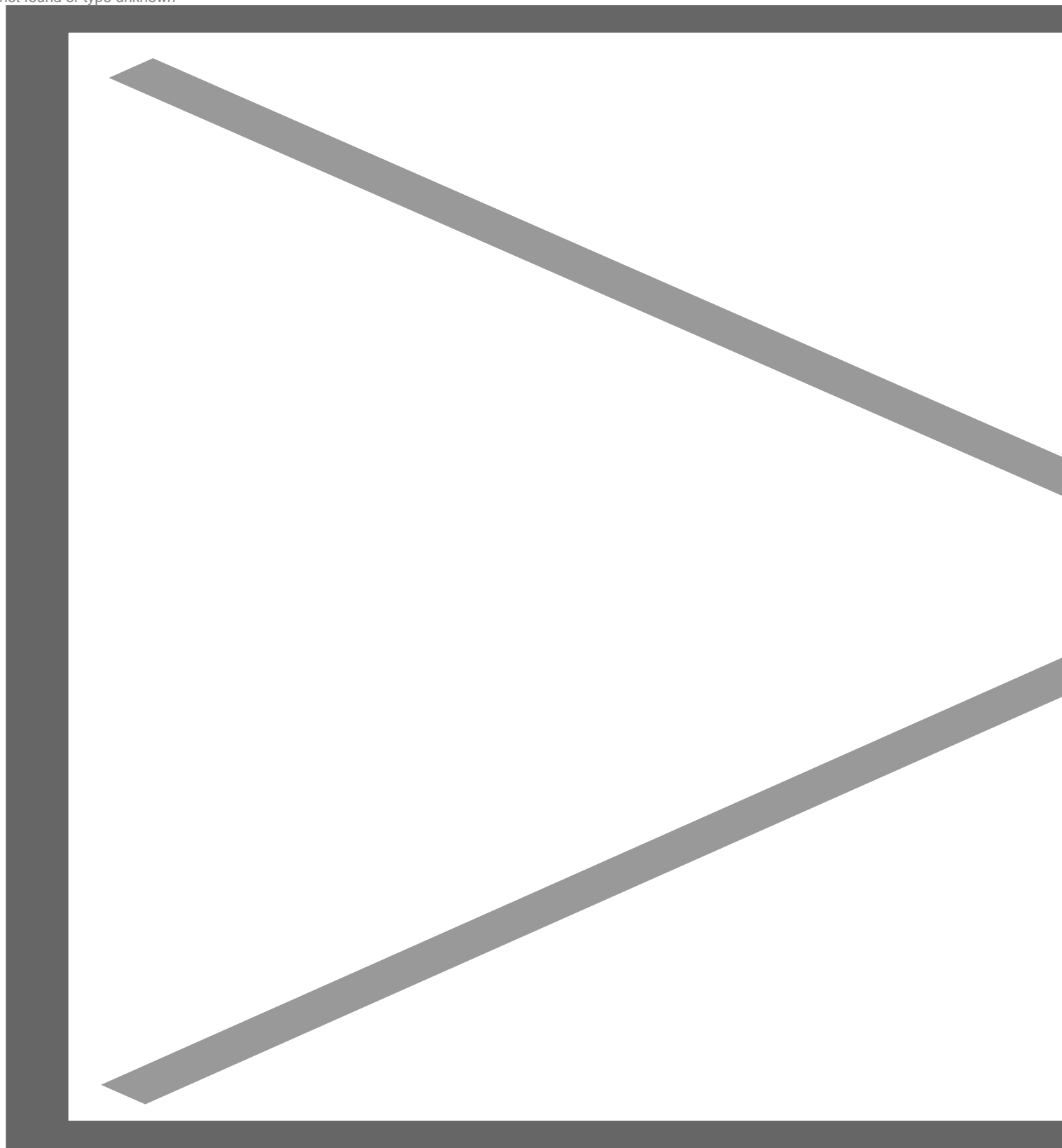




Image not found or type unknown

These “whale tail” style accents identify the furniture as Natuzzi’s Moby Dick series.


Image not found or type unknown



The salon offers exceptional views through its extra-large windows.



Image not found or type unknown



All Rights Reserved © 2024 BoatTEST.com, LLC

Hunter Douglas electrically activated blinds are used throughout the 70 LPC.

**The Galley and Bar.** Immediately to starboard are the flying bridge stairs and just ahead are the bar and galley. Aquila uses Dekton manufactured stone countertops that are more durable than granite or marble. Outboard to port are large windows and the Gaggenau cooktop has sensors that only heat up the section where a pot or pan is placed. Overhead is a Wolf induction hood and below is an oven. Aft are the Fisher & Paykel stainless-steel refrigerator, Gaggenau microwave-convection oven, espresso machine and wine chiller. The sink faucets in the galley and bar operate by tapping them or via the handle control. Four high-backed Natuzzi stools are at the bar and a privacy screen can be raised on the serving island to cordon off the galley from the dining area.





Image not found or type unknown

The galley is a great example of the 70 LPC's high-end feel with premium appliances and materials.



Image not found or type unknown

If the guests want a little privacy from the chef, this privacy screen on the galley serving island raises with the push of a button.

## Aquila Yachts 70 Luxury Power Cat Accommodations

### Standard – 4 Cabin/Galley Up

Aquila 70  
Aquila 70 and or type unknown

In the four-cabin plan, the laundry/utility room is aft the starboard with a day head alongside.

### Option – 5 Cabin/Galley Up

Aquila 70  
Aquila 70 and or type unknown

If extra sleeping space is required, a fifth cabin can replace the utility room. This could be a good layout for chartering.

### Option – 5 Cabin/Galley Down

Aquila 70  
Aquila 70 and or type unknown

Also optional is a 5-cabin, galley down layout.

**The Master Stateroom.** The 70 LPC can be customized, giving an owner a choice of having the more modern galley on the upper level or the old-school galley down. Additionally, an owner can choose among three, four or five-cabin layouts. Regardless of that choice, it's a few short steps down from the front end of the salon to the full-beam master stateroom that has large hullside windows on each side. The cabin has 6'8" (1.78 m) of headroom and the slightly off-center berth measures 86" by 76" (218.44 cm x 193.04 cm). There's a settee to starboard that offers stellar views out the aforementioned windows and storage in drawers and a hanging locker to port. A 55" (139.7 cm) TV and soundbar provide the entertainment. The head is to port with his and her vessel sinks, the same level of material and fixture quality and a separate shower.



Image not found or type unknown

Two levels of hullside windows let in abundant natural light, making an already spacious area feel even bigger.





Image not found or type unknown

The hullside windows and high-end fixtures continue in the master head, which has his and her sinks.



Image not found or type unknown

The rainfall-style shower in the overhead has almost become a prerequisite in a modern luxury yacht.

**The Guest Cabins.** On our test boat, two guest cabins were at amidships and were mirror images of each other. The port side stateroom is accessible via stairs that are forward and to get to the starboard side, guests use the aft stairs. Each cabin has an outboard-facing berth, more hullside windows and hanging lockers. En suite heads have separate shower stalls. The fourth cabin is aft to starboard with a single berth. Opposite is a utility room with a stacked Miele washer and dryer and just aft is a day head.



Image not found or type unknown



Even with the blinds lowered, it's not hard to imagine the stunning views that guests will wake up to thanks to the large hullside windows.

**Crew Quarters.** As mentioned, a two-piece hatch to port in the aft deck opens the crew quarters, which are certainly worthy of accommodating two extra guests in bunk-style berths. There's a Garmin screen and CZ digital panel at a work station and the 70 LPC's main electrical distribution panel is in this area. A door off the separate shower stall provides entry to the starboard engine room. A similar door in the day head opens to the port side.



Image not found or type unknown

The crew quarters could certainly accommodate a couple of kids who would probably love the privacy.



Image not found or type unknown

The Garmin screen provides navigation data and the CZone switch panel is just below. Alongside is the main distribution panel behind the tinted acrylic hatch.

**Engine Rooms.** Because she's a catamaran, the 70 LPC has two engine rooms. They mirror each other and the only difference is that the air-handling system is to port. Each engine has a fuel-polishing system and the fuel filters are all easily accessed for service and routine maintenance. Additionally, the fuel system can keep the two sides separate or transfer diesel to maintain even levels. The forward bulkhead on the starboard side has the power distribution panel plus two 21 kW generators. They are set up to run based on demand and when shorepower is used, they automatically shut off.





Image not found or type unknown

Stainless-steel rails and nonskid plates provide security and safe steps to keep crew from stepping on the engines.





The twin Racor fuel filters have a shutoff handle in between. The white canister to the left is the filter for the fuel-polishing system.





The Lithium-Ion batteries and charger are accessed through a hatch in the salon deck.

## Observations

Aquila has established itself as a manufacturer of good-handling cruising catamarans that delivered a lot of boat for the buck. With the 70 Luxury Power Cat, the company takes on a little bit of a new challenge entering the upscale yacht segment.

Based on our first impression, the 70 LPC has plenty to offer discerning buyers who might be coming over to a power cat from a monohull. Her lines are as smooth and flowing as a conventional flying bridge yacht and her extra beam makes her salon and flying bridge more inviting. Fit and finish rivals that found on products from “established” luxury yacht builders and the same goes for the quality of build, materials, equipment and appliances.