

Invictus Yachts TT460 (2021-)

Price

Base Price

Specifications

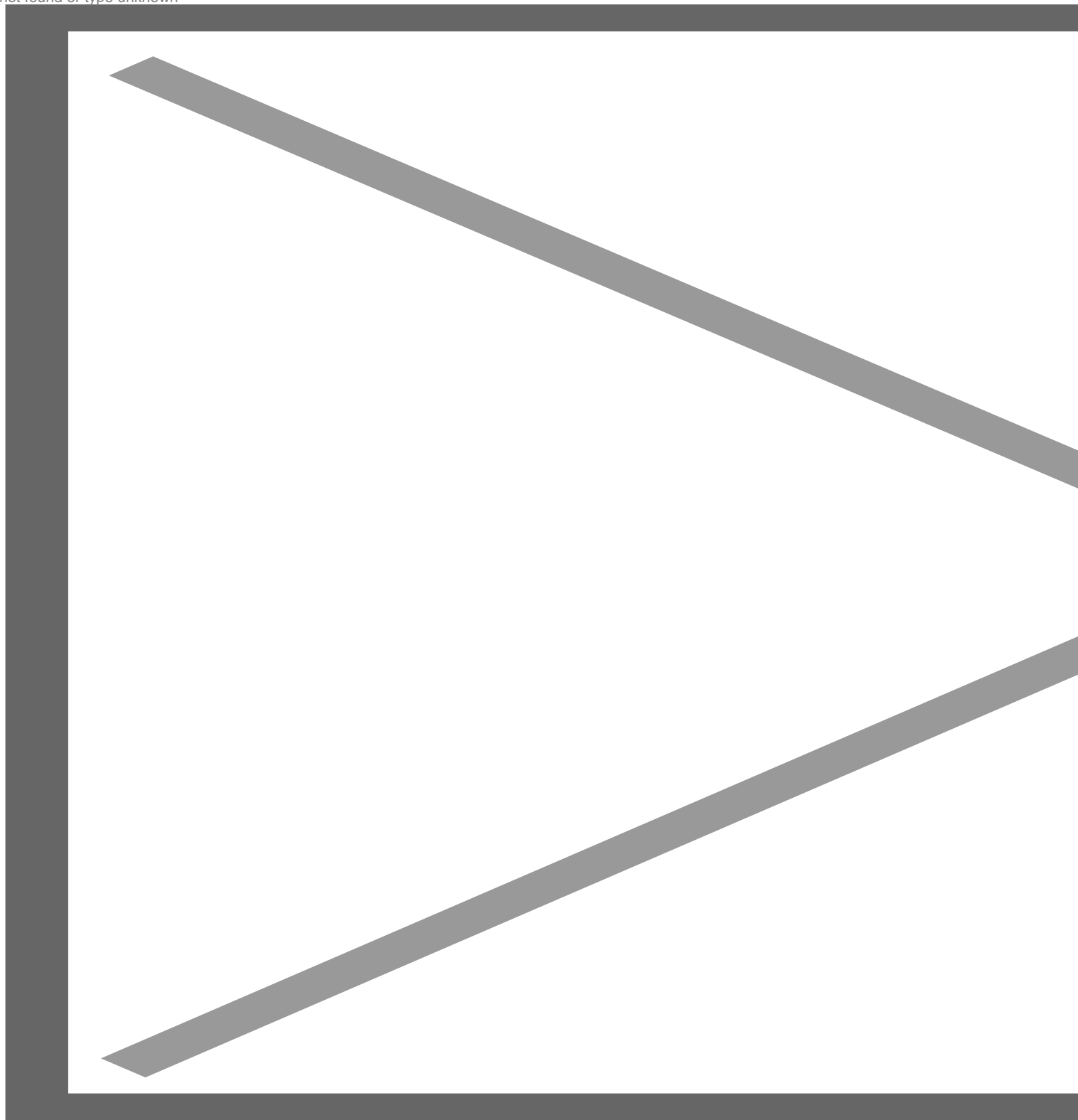
Length Overall	46'9" 14.27 m
BEAM	14'6" 4.43 m
Dry Weight	
Tested Weight	
Draft	
Draft Up	
Draft Down	
Air Draft	
Deadrise/Transom	
Max Headroom	
Bridge Clearance	
Weight Capacity	
Person Capacity	12
Fuel Capacity	343.42 gallons 1,300 L

Water Capacity	87.18 gallons 330 L
Length on Trailer	
Height on Trailer	
Trailer Weight	
Total Weight	
Aft Deck	
Salon Inside Width	
Salon Fore & Aft	
Salon Height	
Salon Volume	
Galley Volume	
Master SR Width	
Master SR fore & Aft	
Master SR Overhead	
Master SR Volume	
Eng. Room Volume	

Acceleration Times & Conditions

Time to Plane	
0 to 20	
Ratio	
Props	
Load	
Climate	

Image not found or type unknown



The Invictus TT460 has attention-grabbing looks that make a bold statement.

Editor's Report by Eric Colby

The Invictus TT460 makes a bold statement with eye-catching lines and one of the most innovative-looking hardtops we've seen on a modern day boat. She has large gathering areas in the cockpit and bow and belowdecks, she can sleep four. Power is twin Volvo Penta 650 IPS pod drive systems.

Open Plan

Christian Grande designed the TT460 and starting with the stern, she has a large teak-covered swim platform that can be lowered into the water to create a private beach. There's also a garage with enough room for a small tender. Moving forward, there's an aft-facing raised sunpad with angled headrests that can accommodate at least two adults stretched out.

Passageways on each side lead forward where sections of the bulwarks fold out to widen the TT460's cockpit. Booth-style lounges are fore and aft of twin tables that fold out to create a spacious dining area. The tables drop down to create another big lounge area beneath the trailing edge of the carbon-fiber hardtop.

Image not found or type unknown



We would be hard-pressed to think of a yacht that is designed better for socializing than the TT460.

Image not found or type unknown

The luxurious feel is enhanced at night with the lighting treatments in the cockpit and hardtop.

The Helm Deck

Just ahead of the cockpit lounge is the anchor stanchion for the hardtop. Invictus says that it extends all the way down to the boat's internal structure system. The hardtop continues forward to seamlessly integrate into the windshield frame that extends forward on each side of the bow lounge. More on this later.

The cockpit galley is split on each side of the hardtop support with a sink, refrigerator, grill and storage. Forward, the helm has three buckets with the captain's position ahead of the starboard-most seat. The TT460 has two multifunction displays in an angled forward panel with the Volvo Penta digital controls to the right of the steering wheel and the IPS joystick, Automatic Trim System panel and accessory switches to port.

For evening cruises, the helm has a unique integrated LED light that illuminates the dash without creating excess glare.

Symmetrical side decks lead to the TT460's bow where there's a large cushion atop the trunk cabin with a sofa-style lounge on the front. As we saw in the stern, there are headrests to add comfort with stereo speakers outboard on each side. Forward, the stainless-steel anchor retracts into the stem.


Image not found or type unknown

The TT460 has what has become an Invictus signature design element with the half-reversed bow.

Belowdecks

Entry to the TT460's cabin is via a sliding hatch alongside the helm to port. Forward, pantograph-style doors open to the bow that can be configured with a berth or L-shaped lounge. Aft of the cabin stairs, the mid-cabin has two individual berths that can be slid together to form a double. Hullside windows let in natural light. The private head is just aft of the bow cabin. For added cold storage, there's a freezer belowdecks.

Image not found or type unknown

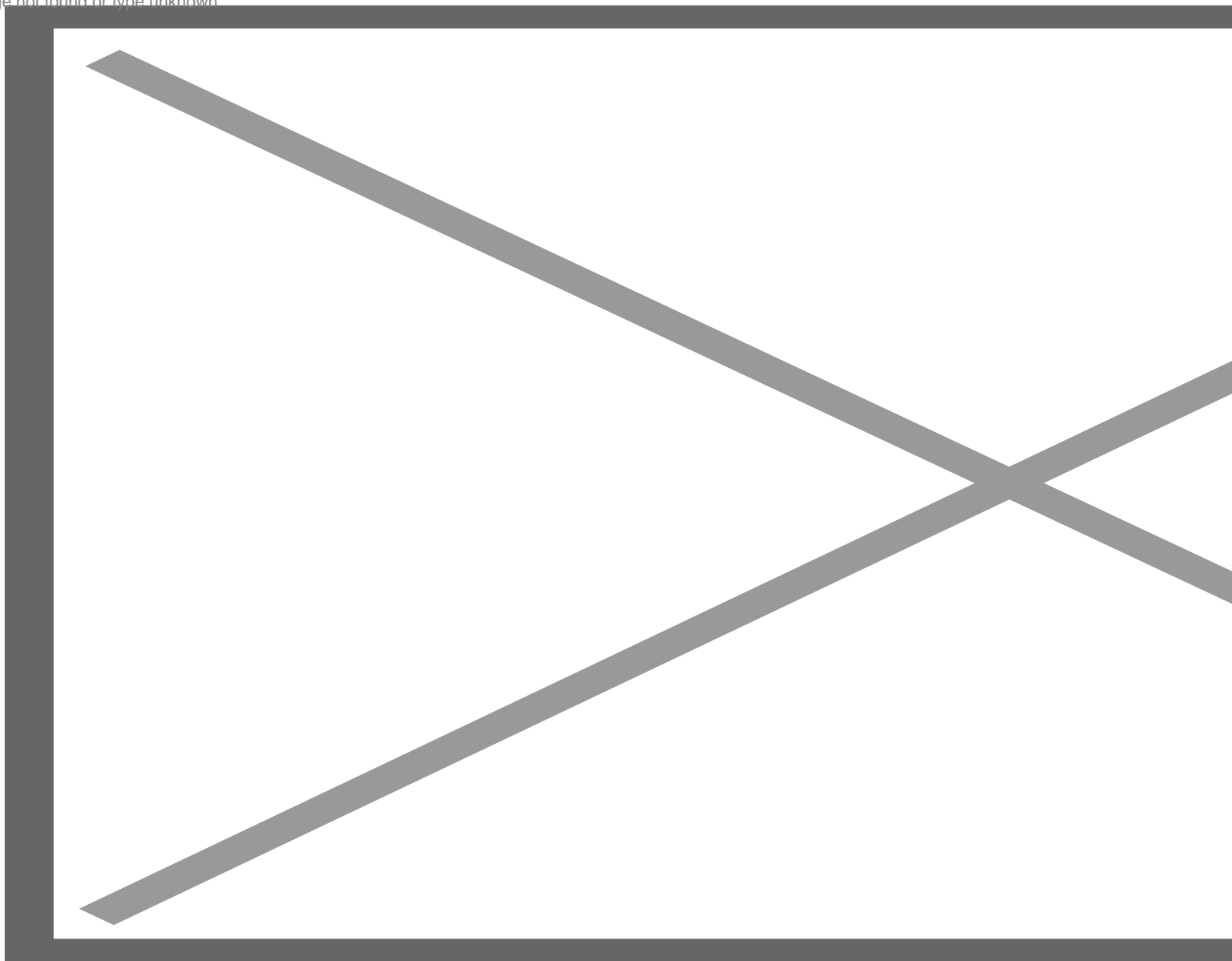


The bow cabin would be the master stateroom and the windows in the trunk cabin and hullsides let in lots of natural light.

The Specifications

The Invictus TT460 measures 46'9" (14.3 m) with a 14'6" (4.43 m) beam. She carries 343.42 gallons (1,300 liters) of fuel and 87.18 gallons of freshwater (330 liters). She's powered by twin 480-hp Volvo Penta IPS 650s and has an estimated top speed of 35 knots.

Image not found or type unknown



The TT460 should have the handling to match her sporty looks.