

Riviera 64 Sports Motor Yacht (2021-)

Brief Summary

The Riviera 64 Sports Motor Yacht is designed for owners who want the bluewater sportfish looks but also want to enjoy a variety of activities. The Sports Motor Yacht designation indicates that the boat will have an enclosed flying bridge. She’s available with a choice of accommodations plans.

Price

Base Price

Price Range 3345000.00-4000000.00

Prices, features, designs, and equipment are subject to change. Please see your local dealer or visit the builder's website for the latest information available on this boat model.

Test Results

RPM	MPH	Knots	GPH	MPG	NMPG	STAT. MILE	NM	dBa
600	7.6	6.6	4.3	1.8	1.5	2713	2359.4	53.4
1000	11.1	9.7	20	0.6	0.5	858	745.8	57.9
1250	12.3	10.7	42.9	0.3	0.2	401	349.1	59.7
1750	25	21.7	84.3	0.3	0.3	458	398.5	61.9
2000	32	27.8	119.3	0.3	0.2	414	359.9	64
2200	35.9	31.2	142.5	0.3	0.2	389	338.6	70.8
2200	35.9	31.2	142.5	0.3	0.2	389	338.6	70.8
2350	38.7	33.7	159.3	0.2	0.2	376	326.5	70.7

[View the test results in metric units](#)

Image not found or type unknown

Specifications

Length Overall	69'8" 21.23 m
BEAM	19'1" 5.8 m
Dry Weight	94,755 lbs. 42,980.15 kg
Tested Weight	104,394 lbs. 47,352.32 kg
Draft	5'6" 1.68 m


Draft Up	
Draft Down	
Air Draft	
Deadrise/Transom	
Max Headroom	
Bridge Clearance	
Weight Capacity	
Person Capacity	
Fuel Capacity	1,717 gallons 6,500 L
Water Capacity	198 gallons 749.5 L
Length on Trailer	
Height on Trailer	
Trailer Weight	
Total Weight	104,394 lbs. 47,352.32 kg
Aft Deck	
Salon Inside Width	
Salon Fore & Aft	

Salon Height	
Salon Volume	
Galley Volume	
Master SR Width	
Master SR fore & Aft	
Master SR Overhead	
Master SR Volume	
Eng. Room Volume	

Acceleration Times & Conditions

Time to Plane	
0 to 20	
Ratio	
Props	Veem 5 blade 41 x 51
Load	3 persons; 1,400 gal. fuel; 79.2 gal. water; 50 lbs. gear
Climate	84 deg.; 68 humid.; winds: 10-15; seas: <1

Image not found or type unknown



The Riviera 64 Sports Motor yacht measures 69'8" (21.23 m) with a beam of 19'1" (5.8 m). She's powered by twin diesel inboards up to 3,100 hp total.

Report by Eric Colby


Mission Statement

The Riviera 64 Sports Motor Yacht fills a gap between 50' (15.24 m) and 68' (20.73 m) in the SMY series and she's designed to blend the sportier, aggressive lines and bluewater capabilities of a sportfishing boat with the amenities of a cruising motoryacht. The manufacturer expects that she will most likely be an owner-operator's yacht.

Riviera 64 Sports Motor Yacht Major Features

- Enclosed flying bridge
- Galley positioned to serve multiple areas
- Raised mezzanine deck under cover
- Tilt-out window between mezzanine and galley
- Large bow seating area
- Choice of accommodations deck plans
- Full-beam master stateroom

Image not found or type unknown




The 64 Sports Motor Yacht has the look of a sportfishing boat and the enclosed flying bridge blends cleanly into the lines.

Riviera 64 Sports Motor Yacht Features Inspection

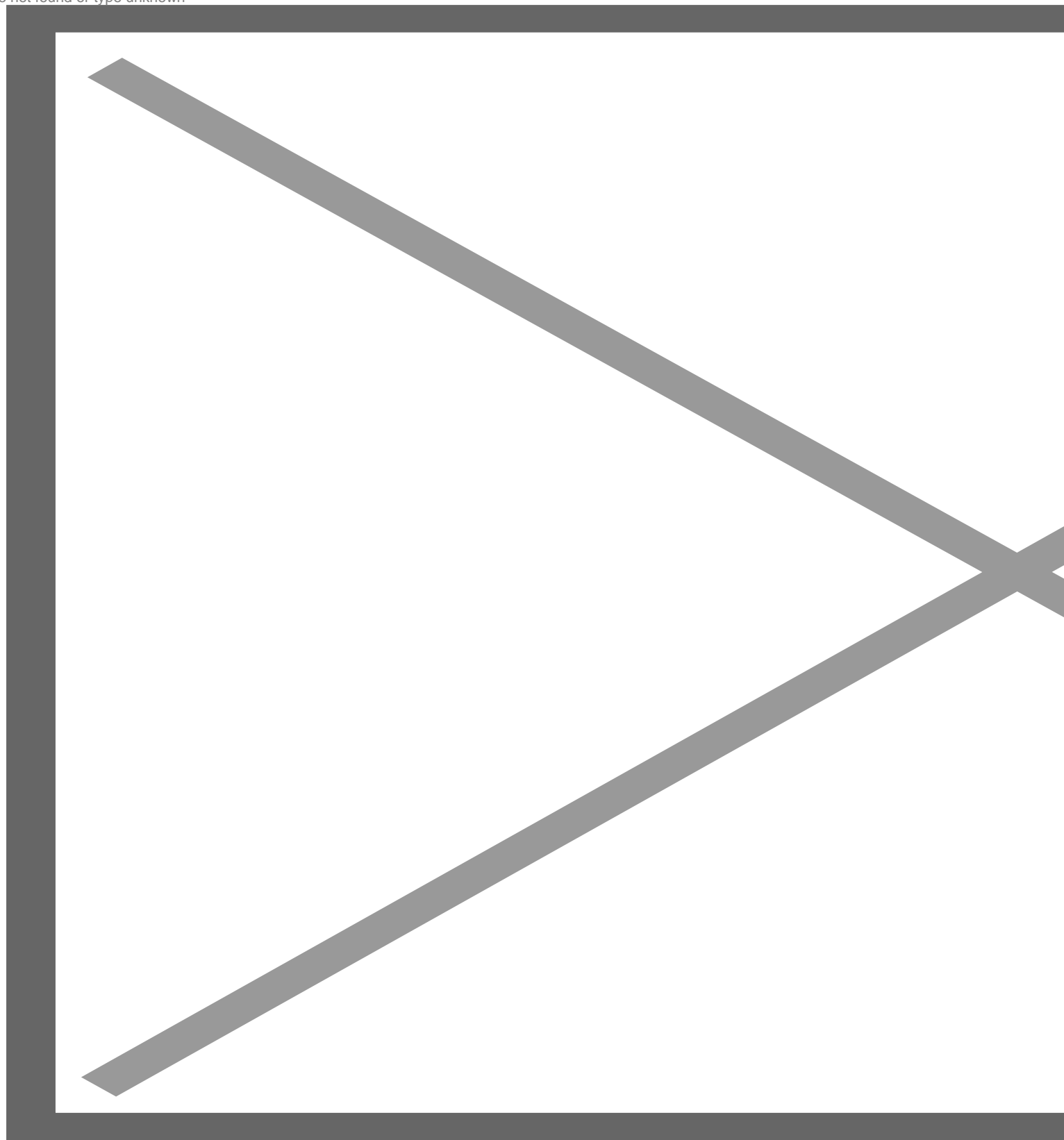
The Flying Bridge. A good example of the extra attention that Riviera pays to the details, the entry to the flying bridge closes with a high-gloss wood hatch instead of the usual acrylic one. Inside, the climate-controlled area has an L-shaped lounge to starboard with a TV in a cabinet directly across. Stainless-steel rails in the overhead are wrapped in leather and the forward section of the hardtop contains an opening sunroof. There's a stainless-steel framed sliding door that opens to the aft area and a window that tilts out and up. The outdoor section has a lounge that wraps around a table to starboard with dedicated liferaft storage aft. To port is a bar with a sink and a refrigerator in the base. Aft is an outdoor helm station with engine and joystick controls and a Raymarine multifunction display. The captain can lean back against a padded bolster that's 32" (81.28 cm) off the deck.

Image not found or type unknown




The flying bridge offers indoor and outdoor gathering areas and is accessed by interior stairs instead of a ladder from the cockpit.

Image not found or type unknown



The indoor part of the flying bridge has an L-shaped lounge to starboard that extends all the way forward to alongside the helm.

Image not found or type unknown




The sliding door to the left in this image and a window that tilts up and aft and locks in place connect the indoor and outdoor areas on the flying bridge.

Image not found or type unknown

In a nod to the boat's mission, there's a luxurious Corian countertop plus a stout grabrail on the flying bridge bar.

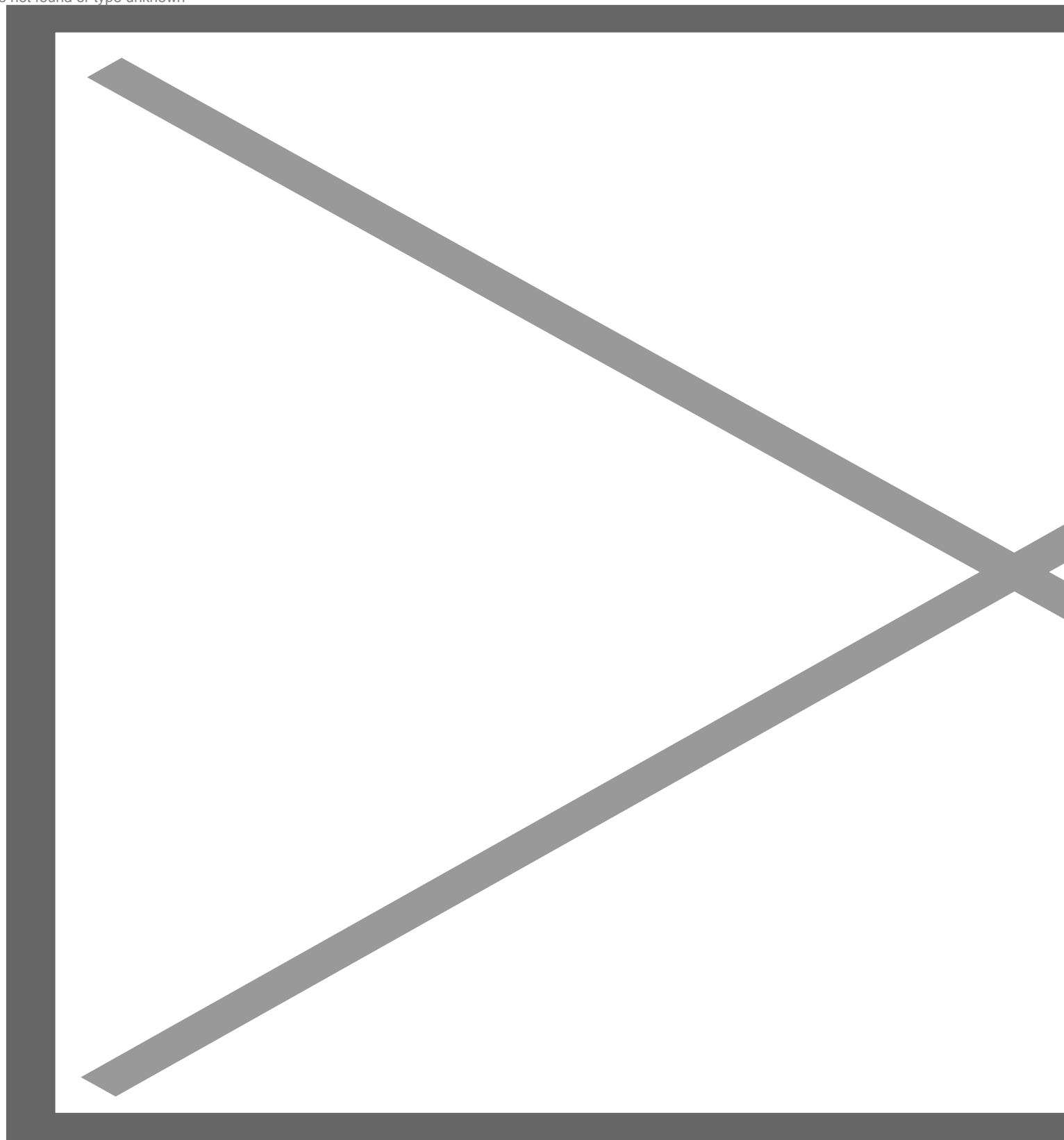
Image not found or type unknown



Notice that when looking forward from the outdoor station, if the sliding door is open, the helmsman's forward view is restricted. If the door is closed, he can see through the glass.

The Flying Bridge Helm. The 64 Sports Motor Yacht's indoor helm is neatly laid out with a compass in line with the tilt steering wheel. The station is offset to port because the stairs to the salon are to starboard. Three 21" (53.34 cm) Raymarine multifunction displays can be customized to deliver information, including images on the boat's camera systems and radar, to the captain's preference. A shallow tray directly abaft the steering wheel has connectivity plugs to the right side. Twin 6 ½" (16.51 cm) MAN displays flank the wheel with the autopilot to starboard and a searchlight control to port. A panel ahead of and between the two seats has the CZone digital switching screen, the Fusion stereo and the Seakeeper pad. Working fore to aft on the starboard subpanel, we find the Twin Disc joystick, the Humphree Interceptor panels, the Twin Disc digital controls and the windshield wiper knobs. Electrically powered high-backed bucket seats for the captain and a companion adjust fore and aft, for height and recline. Forward to starboard, a hatch provides access to the crawlspace beneath the helm to access the rigging.

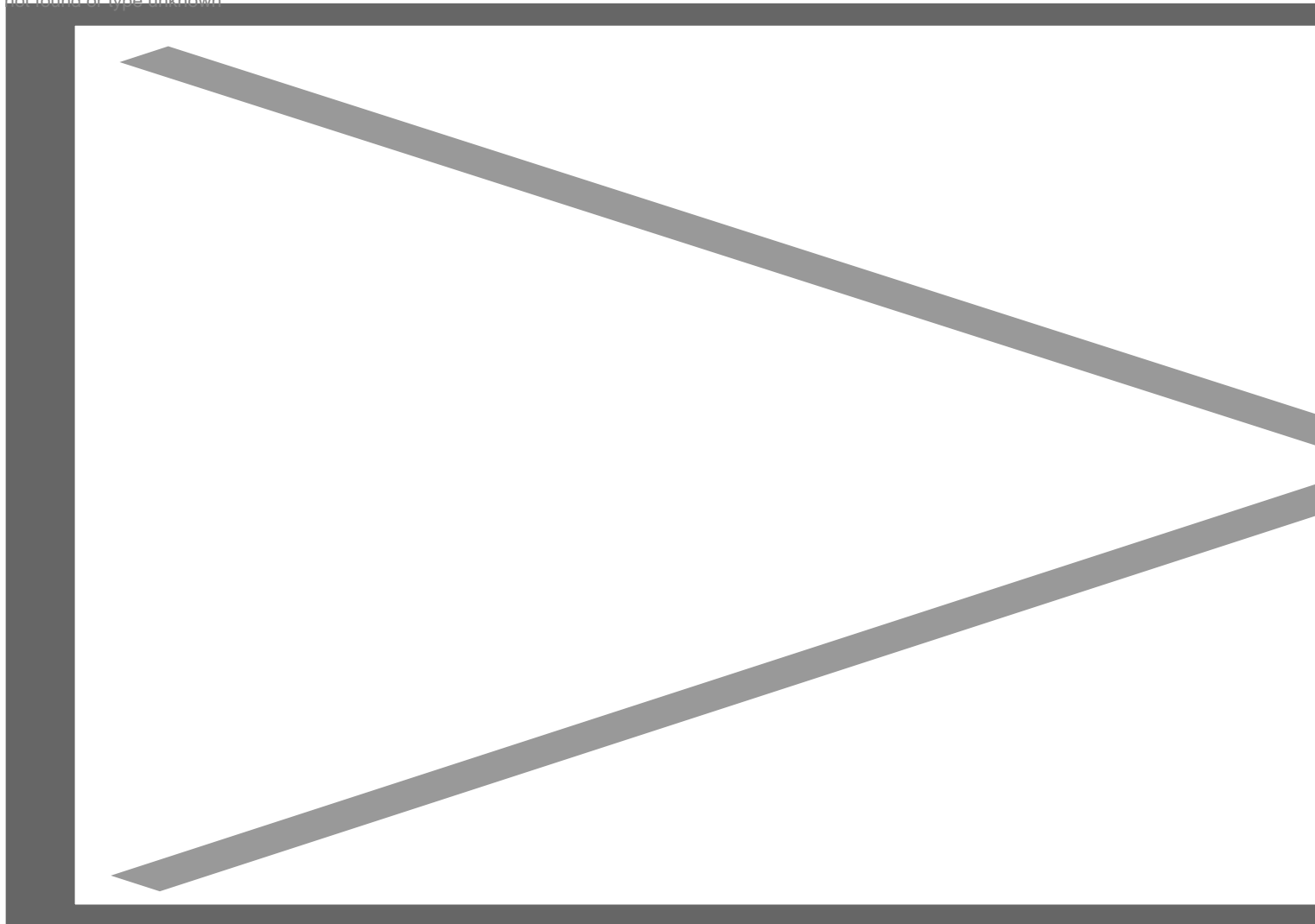
Image not found or type unknown



A veteran operator will find the helm logically laid out, and notice the space for a paper chart ahead of the companion's seat.

Riviera 64 Sports Motor Yacht Main Deck

Image not found or type unknown



With multiple gathering areas on her main deck, the 64 Sports Motor Yacht is meant to entertain.

The Bow. Before we head indoors, let's take a look at the 64 Sports Motor Yacht's bow area that is accessible via symmetrical 18" (45.72 cm)-tall side decks capped with stainless steel rails that top out at 37" (93.98 cm). Lounges are configured so guests can sit facing forward or inboard around a table. A bow shade can be erected on carbon-fiber stanchions. To starboard, our test boat had a davit that can lift 771.62 lbs. (350 kg). On the foredeck, the Muir windlass is centrally positioned with three 13" (33.02 cm) cleats and the 133-lb. (60-kg) anchor has a 260' (79.25 m) chain rode.

Image not found or type unknown




Guests will find the bow inviting with plenty of seating choices to enjoy the panoramic view.

Image not found or type unknown

Riviera provides a third cleat on the foredeck, so the forward ones can be used for docklines and a secondary rode wouldn't need to be doubled up.

The Stern. At the opposite end of the 64 Sports Motoryacht, the full-beam swim platform is 4' (1.22 m) deep fore to aft and an owner can opt for a hydraulic version. Entryways to the cockpit are on each side with two-piece gates, bottom pieces that swing aft like a conventional door and sections of the caprail are hinged and close over the top of the lower half. The aft deck is left open with more than 90 sq. ft. (8.36 sq. m) of space and the depth is 30" (76.20 cm). In the transom are storage compartments outboard of an aquarium-style livewell. In the deck, the aft outboard corners have rounded cutouts covered in stainless steel above vertically mounted 13" (33.02 cm) cleats to accommodate dock lines without threatening the finish. There's more storage outboard in the gunwales plus a fish box in the deck. Forward to starboard there's a bar with a grill and sink to starboard. To port are two refrigerated boxes that can be set to freeze. It's a single step up to the side decks and to starboard are storage slots for long items like a boat hook or gaff.


Image not found or type unknown



The cockpit has two entryways from the swim platform and is left wide open for fishing or setting up freestanding furniture.


Each aft corner in the cockpit is capped with stainless steel and alongside each cleat is a label listing its capacity.

Image not found or type unknown



The hatches above the grill to starboard are properly lined with stainless-steel heat shields and to port are individual refrigerated boxes that require no ice.


Image not found or type unknown



Need a place to stash a boat hook? Riviera provides it in the starboard side deck.


The Mezzanine. It's three 9" (22.86 cm) steps up the mezzanine, an outdoor area protected by the cockpit overhang that is 7' (2.13 m) above. To starboard is an L-shaped lounge around a table. To port is a lounge that can double its width to form a berth and just ahead is a small cabinet with a drop-in wastebasket on top and a refrigerator. A 32" (81.28 cm) TV in a protective locker folds down from the overhead. The mezzanine can be enclosed with isinglass and has 16,000 BTU reverse-cycle air conditioning.

Image not found or type unknown



The mezzanine provides a private gathering area that is protected by the aft end of the flying bridge.

Image not found or type unknown



Here we see the mezzanine lit up for an evening of entertainment.

Image not found or type unknown

To accommodate unexpected guests overnight or give the little ones a place to nap in the open air, the port mezzanine lounge expands into a berth.


Adults can catch the game on a TV that folds out of the mezzanine overhead while the kids watch a movie in the salon.

Image not found or type unknown

The mezzanine can be enclosed with screens or isinglass.

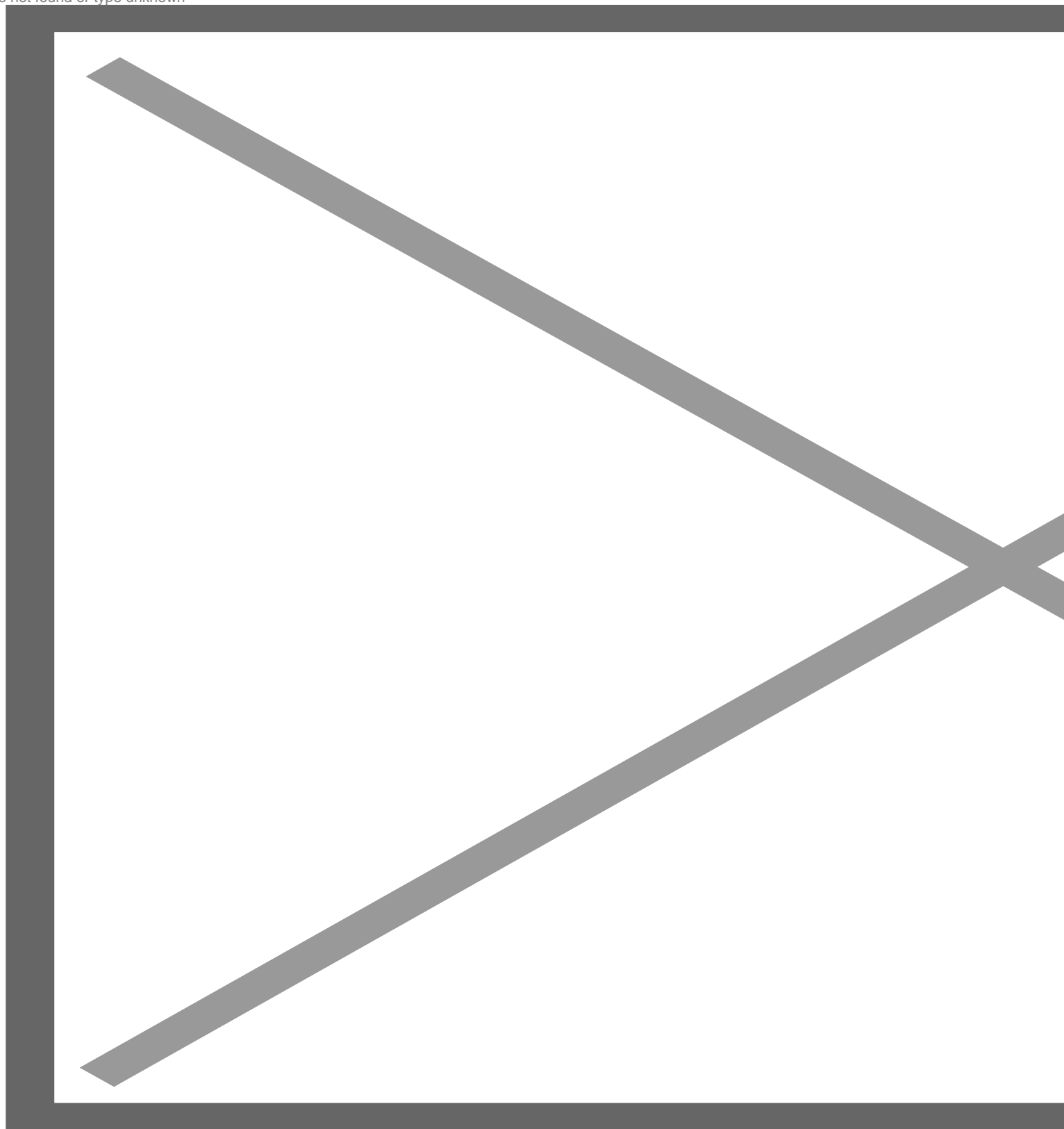
The Galley. Sliding stainless-steel framed glass doors open for entry to the salon. There's also a window in the aft bulkhead that tilts aft and up and latches in place to create a more open flow between the mezzanine and the galley. The galley is to starboard and has sinks under removable covers in the Corian countertop. A glass partition keeps spilled liquid from getting onto the salon TV that rises out of a cabinet. The stainless-steel appliance complement includes an induction cooktop, a microwave-convection oven, a full-sized side-by-side refrigerator and a trash compactor. Opposite the galley is a small bar with two refrigerated drawers, a wine chiller and storage built into the base of the flying bridge stairs.

Image not found or type unknown



The sliding door and aft bulkhead window link the mezzanine and the galley for easier food service and interaction.

Image not found or type unknown




The galley has plenty of countertop space for food prep and serving. Notice the large window outboard to starboard.

Image not found or type unknown

The hatches for all the upper-level galley cabinets stay open on tension hinges and the compartments have proper fiddle rails.

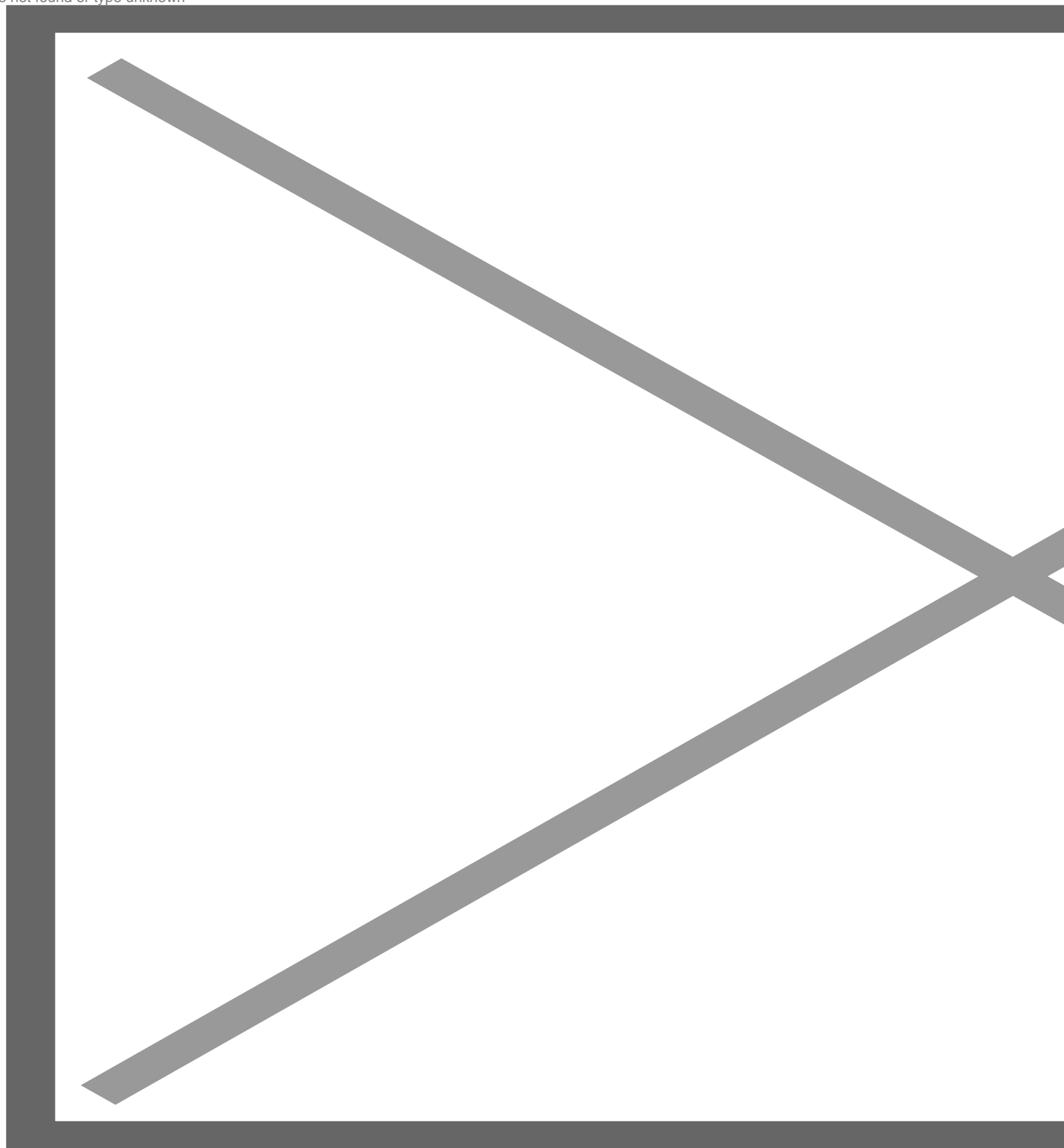
Image not found or type unknown



Opposite the galley is a small bar with two refrigerated drawers and a wine chiller. It doubles as the bottom three steps of the flying bridge stairs.

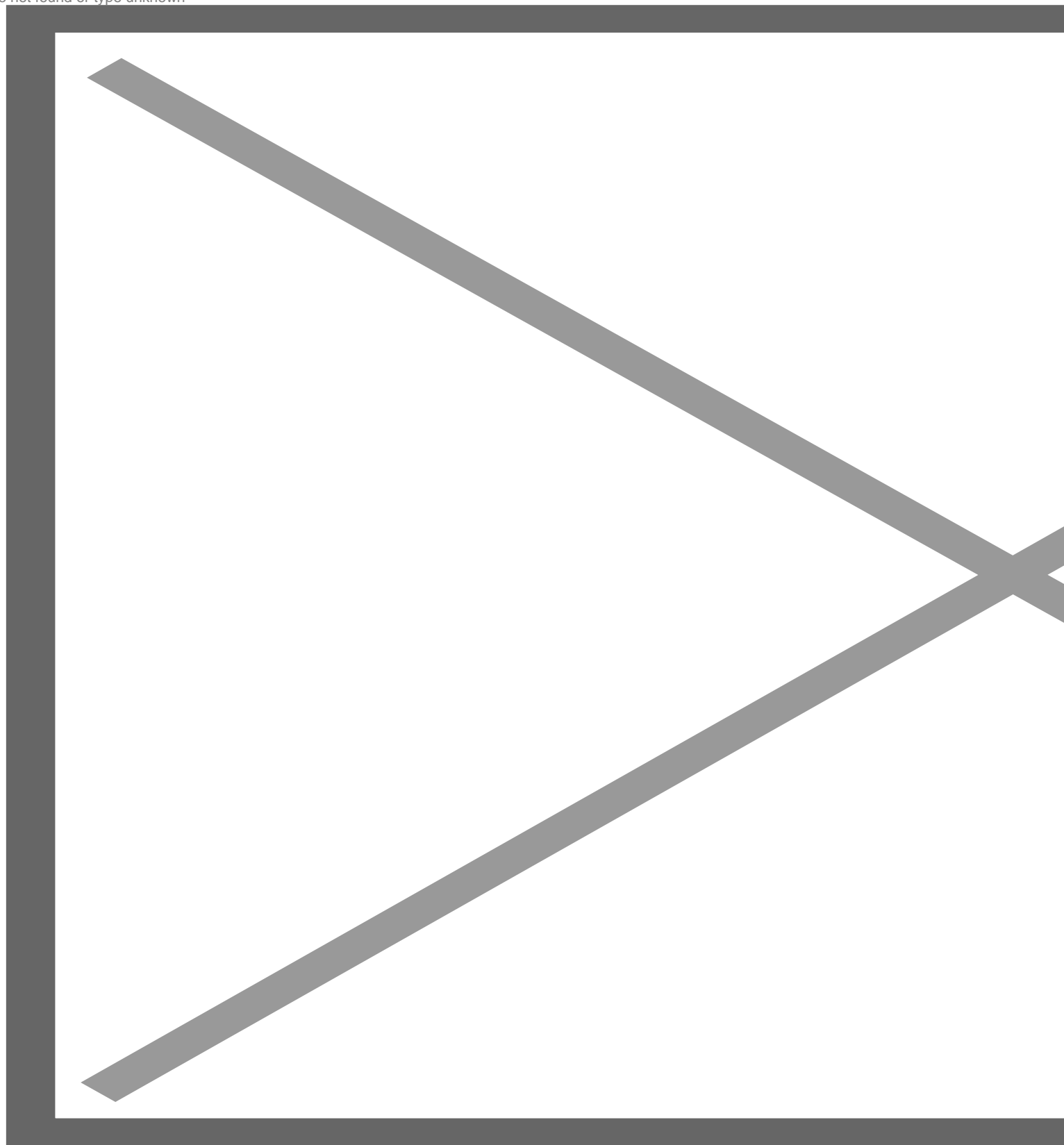
The Salon. Because the galley tends to have higher-traffic, Riviera says it chose vinyl decking for this area. It transitions to carpet when we move forward into the salon. And the owner can opt for all vinyl if he chooses. To port, just abaft the flying bridge stairs is a watertight door that provides access to the side deck. Just ahead is an L-shaped lounge that can convert to a berth, plus an ottoman. Opposite is another lounge wrapping around a high-gloss wood table with expandable hinged sections. Stainless steel rails wrapped in leather run down the overhead. A 50" (127 cm) TV in the base of the cabinet that separates the galley from the salon can be raised electrically for an improved viewing angle. The control panel for the TV and the Fusion stereo are at the aft end of the starboard lounge in a little bit of an awkward location.

Image not found or type unknown



Look at those windows. The views from the 64 Sports Motor Yacht's salon are some of the best we've seen in class.

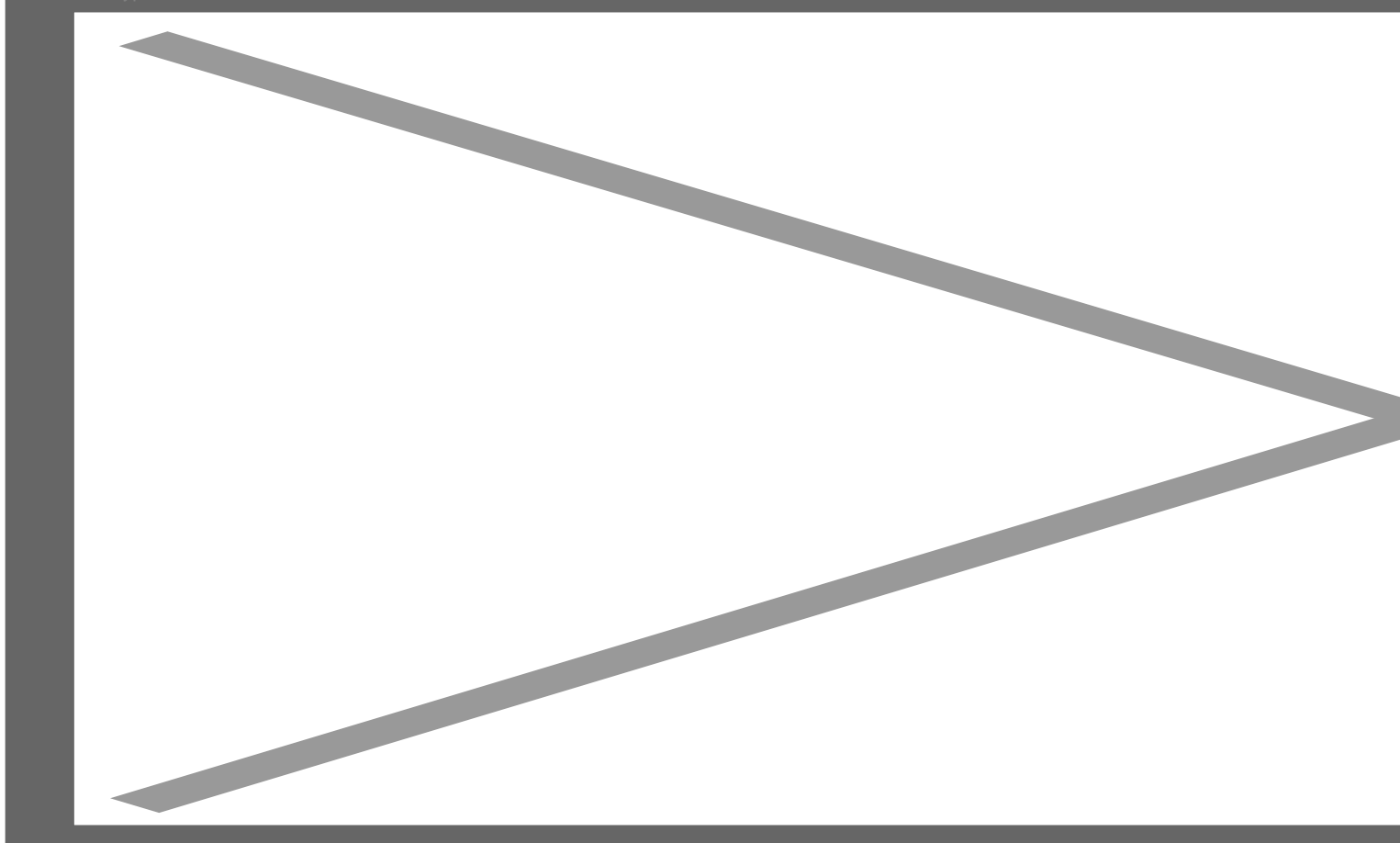
Image not found or type unknown



Raise the TV to create a privacy barrier between the galley and the salon.

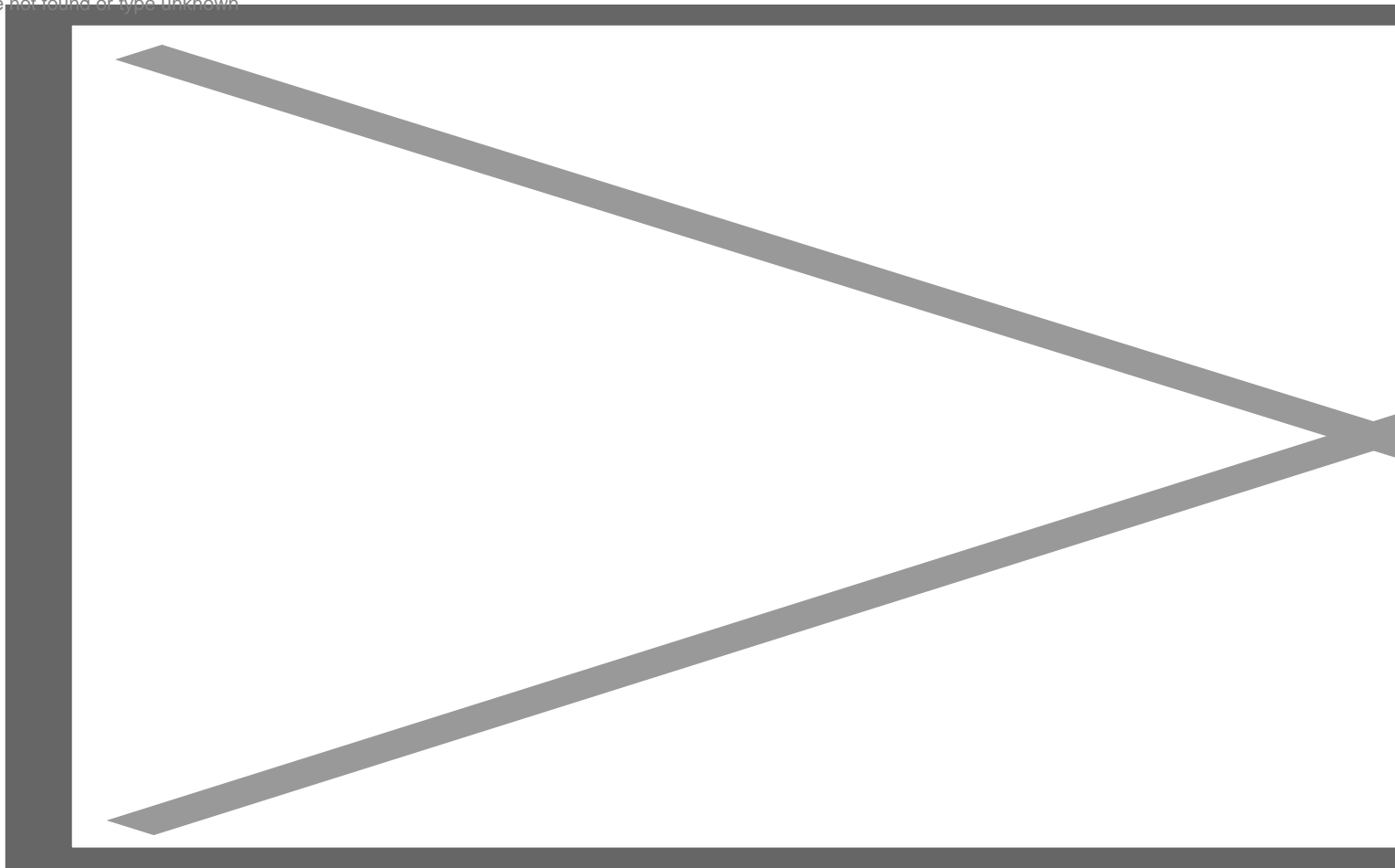
Riviera 64 Sports Motor Yacht Accommodations Deck

Image not found or type unknown



In the three-cabin plan, a small salon area is at the base of the cabin stairs to starboard.

Image not found or type unknown




When a fourth stateroom is added, the starboard guest cabin has bunk-style berths.

The VIP. Centrally positioned stairs in the salon naturally took us forward to the VIP stateroom in the 64 Sports Motor Yacht's bow. It has an island berth that measured 76" (193.04 cm) long by 56" (142.24 cm) wide with 6'5" (1.96 m) of headroom. A 28" flatscreen TV is on the aft bulkhead. Storage is provided in four drawers in the berth base and in a large hanging locker. The en suite head has a separate shower stall, a vessel sink and top-shelf-quality fixtures.

Image not found or type unknown


The cabin stairs are finished in the same vinyl as the galley deck, making them easy to clean.

Image not found or type unknown



Large hullside windows and two overhead deck hatches let in natural light and fresh air in the VIP stateroom.


Image not found or type unknown



Entry to the VIP en suite is off the foot of the berth.


Guest Cabins. Working our way aft, the port guest cabin has two single berths that can be slid together to form a larger one. The starboard quarters have bunk-style over under berths. The two share the day head, which has its own separate shower stall.

Image not found or type unknown



Even the guest cabins have plentiful headroom, a theme carried throughout the 64 Sports Motor Yacht.


Image not found or type unknown



The port cabin has private entry to the guest head, which has the same upscale fixtures as the master and VIP amenities.


Master Stateroom. Aft, the full-beam master stateroom has 6'7" (2.01 m) of headroom and the 76" (193 cm) long, 60" (152.4 cm) wide berth is on the centerline. A 40" (101.6 cm) flatscreen TV is on the aft bulkhead. To starboard, there's storage in an assortment of drawers and to port beneath a large hullside window that has an opening port. The master en suite has a vessel sink and a separate shower with a rainwater head plus a second wand.

Image not found or type unknown




The large windows on both sides of the master stateroom let in plenty of natural light and when the ports are opened, it sends a signal to the helm.

Image not found or type unknown



It's always nice to have a place other than the berth to sit and enjoy the private view from the stateroom.

Image not found or type unknown



Riviera provides a plethora of storage choices on the starboard side of the stateroom.


Image not found or type unknown

The separate shower stall in the master stateroom is large and it has a rainwater outlet in the overhead.

Laundry-Engine Areas

Just off the master is the laundry/utility room that has a separate washer and dryer. A watertight door opens the engine room that can also be accessed from a hatch in the mezzanine. The engines are twin 1,550-hp MAN V12 diesels with V-drives geared at 1.96:1. There are two generators, a 29kw primary unit to starboard and a 13kw backup to port that comes online when demand calls for it. Above each engine are the MAN control boxes and MasterVolt battery chargers. Our test boat was also equipped with a Seakeeper.

Image not found or type unknown



The watertight door in the laundry/utility room leads to the engine compartment.

Image not found or type unknown

The hatch in the mezzanine is intended more for quick checks than major repairs.

Riviera 64 Sports Motor Yacht Performance

Image not found or type unknown



The 64 Sports Motor Yacht yearns to head offshore and bust through some waves.


The Riviera 64 Sports Motor Yacht has an overall length of 69'8" (21.23 m), a beam of 19'1" (5.80 m) and a draft of 5'6" (1.68 m). With an empty weight of 94,755 lbs. (42,980 kg), 82% fuel and three people on

board, we had an estimated test weight of 104,394 lbs. (47,352 kg).

With twin MAN V12 1550 hp diesels linked to straight inboards turning 41" x 51" (104.14 cm x 129.54 cm) five-blade Nibral props wound up to 2350 rpm, our speed topped out at 33.7 knots. Best economic cruise came at 1750 rpm and 21.7 knots. At that speed, the 84.3-gph fuel burn translated into 398.5 nautical miles while holding back 10% of the boat's 1,717-gallon (6,500-liter) fuel capacity.

The 64 Sports Motor Yacht's handling was exemplary. When we encountered 4' to 6' (1.22 m to 1.83 m) seas, 20 knots became the sweet spot for efficiency and comfort and she showed her bluewater lineage. Around the docks, the joystick is perfectly dialed into the bow and stern thrusters.

Image not found or type unknown



With 3,100 hp pushing her, the 64 Sports Motor Yacht hit a top speed of 33.7 knots in our test.

Observations

With her bluewater look and feel and her enclosed flying bridge, the 64 Sports Motor Yacht checks all the marks for Riviera's intended mission for her. She can handle things confidently when the seas kick up and she offers owners and guests a choice of luxurious, comfortable gathering areas. Belowdecks, Riviera will customize the layout to an owner's desires.