

Ranger Boats 622FS PRO (2021-)

Brief Summary

The Ranger 622FS PRO is a multispecies fishing boat with lots of strong features, and she is genuinely a fun boat to drive. This boat is designed for experienced anglers and delivers good performance, fishability, and comfort. With the test boat’s 400-hp engine, owners will be able to get those last-minute lines in the water and still make it back in time to the weigh-in.

Price

Base Price\$88595.00


Test Results

RPM	MPH	Knots	GPH	MPG	NMPG	STAT. MILE	NM	dBa
600	3.6	3.1	1	3.6	3.1	181	157.8	60
1000	5.4	4.7	1.3	4.3	3.8	218	189.3	64
1500	7.3	6.3	2	3.6	3.2	183	158.9	68
2000	8.3	7.2	4	2.1	1.8	104	90.4	72
2500	9.5	8.2	6	1.6	1.4	80	69.6	77
3000	19.5	17	7	2.8	2.4	140	122.1	79
3500	30.9	26.8	9.5	3.2	2.8	164	142.3	79
4000	38.2	33.2	12	3.2	2.8	160	139.5	80
4500	43.5	37.8	16	2.7	2.4	137	119.2	82
5000	50.3	43.7	20.5	2.5	2.1	124	107.5	84

RPM	MPH	Knots	GPH	MPG	NMPG	STAT. MILE	NM	dBa
5500	57.5	50	29.5	1.9	1.7	98	85.4	86
6200	63	54.8	32.5	1.9	1.7	98	85	87

[View the test results in metric units](#)

Image not found or type unknown



Specifications

Length Overall	22'10" 6.95 m
BEAM	102" 259 cm

Dry Weight	1,950 lbs. 855 kg
Tested Weight	3,290 lbs. 1,492 kg
Draft	
Draft Up	
Draft Down	
Air Draft	
Deadrise/Transom	
Max Headroom	
Bridge Clearance	
Weight Capacity	2,400 lbs. 1,088.62 kg
Person Capacity	7
Fuel Capacity	56 gallons 211.98 L
Water Capacity	
Length on Trailer	
Height on Trailer	
Trailer Weight	
Total Weight	3,290 lbs. 1,492 kg


Aft Deck	
Salon Inside Width	
Salon Fore & Aft	
Salon Height	
Salon Volume	
Galley Volume	
Master SR Width	
Master SR fore & Aft	
Master SR Overhead	
Master SR Volume	
Eng. Room Volume	

Acceleration Times & Conditions

Time to Plane	3.5 seconds
0 to 20	
Ratio	
Props	14 x 21
Load	2 persons; 42 gallons fuel; 50 lbs. gear

Climate	84 deg.; 10 humid.; winds: 5-10; seas: 2
----------------	--

Image not found or type unknown



The 2021 Ranger 622FS PRO.

Major Features

- Rangers RIDE system (Ranger Intelligent Display Engine)
- Minn Kota 80 Terranova Trolling Motor
- Custom Ranger 622FS PRO Trailer
- Patented Power Ventilation Rod Storage

- Ranger tournament measuring board
- On-board Dual Pro charger, 15 x 3, lithium capable

Performance & Handling

The 622FS PRO is a strong boat with excellent handling characteristics. With a responsive throttle, its Mercury Verado 400XL engine got us up to plane in an average of 3.5 seconds. In turns, she grabbed nicely with minimal lean to keep everyone inside from sliding around. With a top speed of 63 mph (101.38 kph), she will get you from spot to spot in a timely manner.

Engine Options


- Mercury Verado 400XL
- Mercury Verado 400 XL Warm Fusion
- Mercury Verado 350XL (Standard)
- Yamaha F300XCA
- Integrated trim tab slots

Boat Inspection

Bow


The bow section has space to flush mount a chart plotter up to 12" (30.48 cm), a latching tool drawer and new digital switching controls. A Minn Kota 80 iPilot 24V 60" (152.4 cm) Trolling Motor with a foot pedal comes standard on the 622FS PRO.

Image not found or type unknown



There is a lockable hatch over a recess that can be fitted with multiple brands of trolling motor foot pedals.

Image not found or type unknown




The casting deck has plenty of space to allow multiple anglers to maneuver. With a padded and carpeted deck, it is designed to help fight fatigue on those long days.

The hatch over the center storage has dual gas-assisted struts. We also noticed all storage lockers on the 622FS PRO are finished on the inside, self-draining and lined with rubber matting instead of carpet to help dry out faster and eliminate hook snags. The center, port and starboard lockers all come with Ranger's Patented Ventilated Rod Storage to help with the drying process. This hatch also comes with integrated ruler storage.

To both port and starboard sides, there is an insulated cooler and a large vented storage locker that can fit up to 7' (2.13 m) rods.

Image not found or type unknown



There is a dedicated space for the end of the rods as well as Rod Buckle brand straps for “stowing and going” to the next fishing spot.

Cockpit

Image not found or type unknown




The center step going up to the bow is a self-draining insulated gel-coat lined cooler. Below the center step cooler is dedicated net storage.

Image not found or type unknown

The cockpit of the 622FS PRO is comfortable overall with plenty of thoughtful features and storage space.

Image not found or type unknown




The 622FS PRO comes standard with driver and passenger flip-down adjustable seats and a bow bike seat, but there are options for additional passenger seats.

Image not found or type unknown


The helm comes standard with Ranger's RIDE (Ranger Intelligent Display Engine) multifunction display that gives drivers the status and control of most of the boat's electrical functions. The RIDE display controls systems such as the ignition, security, lighting, livewells, jack-plate, power poles and more. There is also a space for your choice of Garmin, Humminbird or Lowrance displays up to 12" (30.48 cm).

Image not found or type unknown



Behind the footrest is a lockable glove compartment for the driver. Alongside that is a wireless cellphone charger with a securing strap, plus 12V and USB connectivity. To the right is Ranger's touchpad code system to start the engine.

Image not found or type unknown



To the right of the captain's chair are a self-draining cubby and stainless-steel beverage holder. There is also one of the four integrated tool holders on the boat, another one is in the same place next to the passenger side seat.

Image not found or type unknown




Next to the driver's beverage holder are the livewell and baitwell switches.

Image not found or type unknown



The passenger side console comes with two locking gloveboxes and a cubby. The cubby below has Aux and USB connectivity.

Image not found or type unknown



Both gloveboxes are finished with carpeting inside.


Image not found or type unknown



Below the glove compartment is a space for a standard 5-gallon (18.93 L) bucket.

To the side bulwarks, there are holders for 6 rods, the bottom three face forward and the top three face aft.

Image not found or type unknown




The aft casting platform is U-shaped and allows for five lockable compartments.

To the port and starboard sides, there are storage lockers that can fit Plano 3700 tackle boxes.

Image not found or type unknown


The aft corner storage on both sides are gel-coated, gas strut assisted and come with a thick seal for insulation. The other two tool holders are on both the boat's quarters.

Image not found or type unknown



The 622FS PRO comes with a large aerated, timed and recirculating livewell with adjacent storage. Our test boat was fitted with a divider.

Image not found or type unknown




On the starboard quarter, there is a reboarding ladder with a convenient grab handle.

Image not found or type unknown



There are slots molded into the hull for a Zip-Wake Dynamic Trim System.

Image not found or type unknown



The 622FS PRO comes with its own custom trailer with a swing-away tongue, heavy-duty winch and matching fiberglass fenders.

Observations

We found the Ranger 622FS PRO to be an excellent multi-species fishing boat all around. She has excellent handling characteristics and enough power to get you from fishing to weigh-in quickly and smoothly. With all its standard features and ample storage, the 622FS PRO is a solid choice for anglers.