

Krogen Express 52' (2021-)

Brief Summary

The Krogen Express 52' is a boat made for coastal cruising and clearly spending long times away from the dock. First off, it's important to make the distinction that it isn't a Kadey-Krogen. It's a Krogen Express. There's a definite distinction between the two.

Price

Base Price


Test Results

RPM	MPH	Knots	GPH	MPG	NMPG	STAT. MILE	NM	dBa
600	4.5	3.9	0.7	6.4	5.5	4005	3482.6	55.5
1000	6.9	6	2	3.5	3.1	2213	1924.4	58.3
1250	8.2	7.1	3.3	2.5	2.2	1590	1382.2	63.3
1500	9.9	8.6	5	2	1.7	1247	1084.7	66.8
1750	10.9	9.4	7.8	1.4	1.2	876	762	68.4
2000	12.1	10.5	12.7	1	0.8	603	524	68.7
2200	13.1	11.3	16.2	0.8	0.7	508	441.3	69.7
2400	14.2	12.3	20.7	0.7	0.6	433	376.7	72.8
2600	15.6	13.5	25	0.6	0.5	393	341.4	73.5
2800	17.5	15.2	29.1	0.6	0.5	378	329	75.3

RPM	MPH	Knots	GPH	MPG	NMPG	STAT. MILE	NM	dBa
3000	19.2	16.7	36.1	0.5	0.5	334	290.6	73.9
3350	22.8	19.8	48.9	0.5	0.4	294	255.4	76.8

[View the test results in metric units](#)

Image not found or type unknown



Specifications

Length Overall	57’6” 17.53 m
BEAM	15’11” 4.85 m
Dry Weight	43,000 lbs. 19,504 kg

Tested Weight	47,490 lbs. 21,541 kg
Draft	4' 1.21 m
Draft Up	
Draft Down	
Air Draft	
Deadrise/Transom	
Max Headroom	
Bridge Clearance	20' 6.1 m
Weight Capacity	
Person Capacity	
Fuel Capacity	700 gallons 2,649.78 L
Water Capacity	370 gallons 1,400.6 L
Length on Trailer	
Height on Trailer	
Trailer Weight	
Total Weight	47,490 lbs. 21,541 kg
Aft Deck	

Salon Inside Width	
Salon Fore & Aft	
Salon Height	
Salon Volume	
Galley Volume	
Master SR Width	
Master SR fore & Aft	
Master SR Overhead	
Master SR Volume	
Eng. Room Volume	

Acceleration Times & Conditions

Time to Plane	
0 to 20	
Ratio	
Props	26", 4-bladed, Nibral
Load	4 persons; 50% fuel; 50% water; 50 lbs. gear
Climate	65 deg.; 100 humid; wind: 5-10; seas: <1

Krogen Express 52': Distance Cruiser with Speed Thrown In

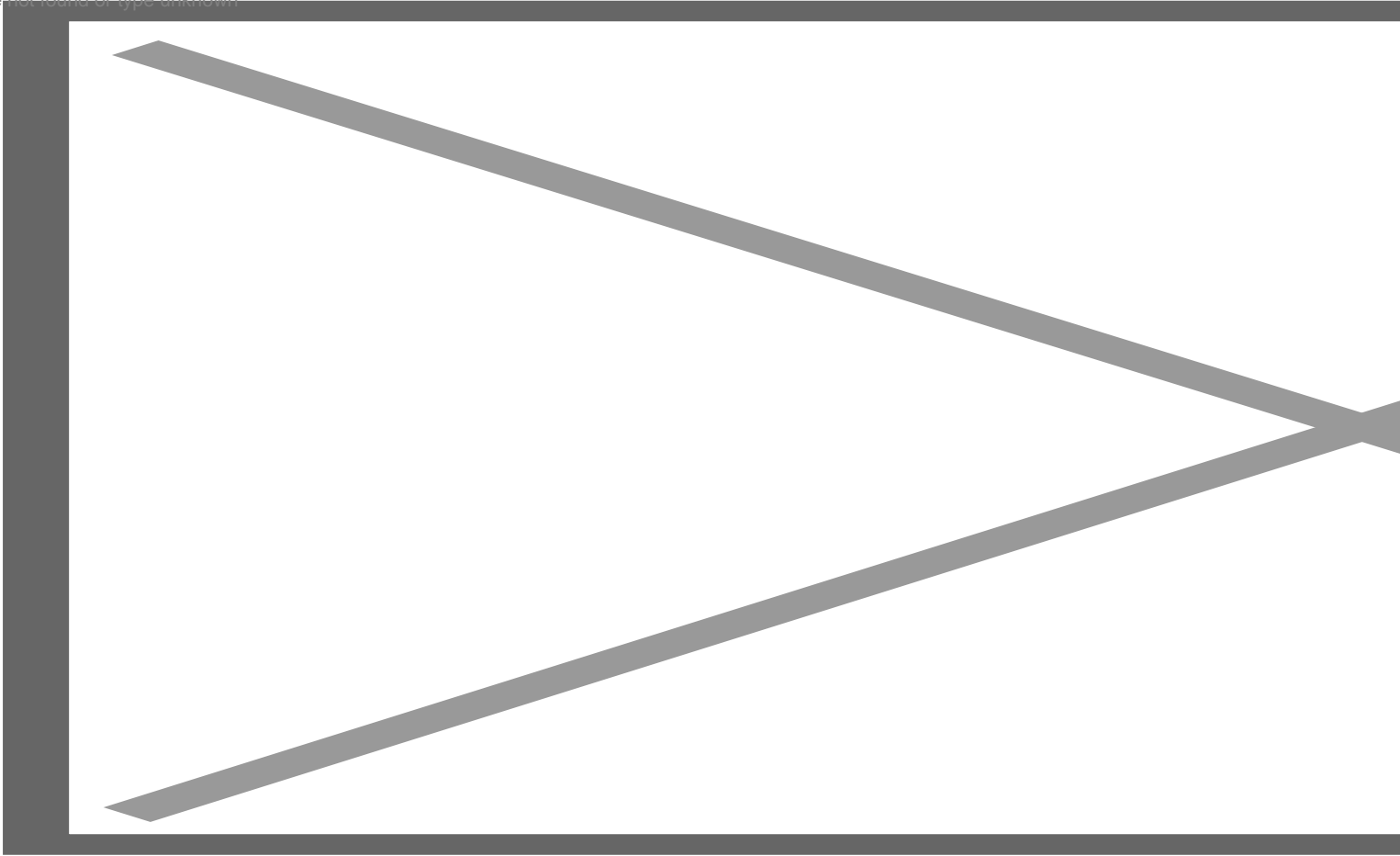
By Capt. Steve

Image not found or type unknown



The Krogen Express 52' has all the makings of a distance cruiser but also includes the ability to get on plane. Exactly what the next generation of cruising families are looking for.

The Krogen Express 52' is a boat made for coastal cruising and clearly spending long times away from the dock. First off, it's important to make the distinction that this isn't a Kadey-Krogen. It's a Krogen Express. There's a definite distinction between the two. A Kadey-Krogen is a full displacement yacht. This is semi-displacement. They're both designed by Jim Krogen, but definitely different yachts, different companies and different operating characteristics. So with that said, the first thing I want to look at is the livability.




The aft deck, salon and galley are all on the same level, which follows the current trend in motoryacht design and layout.


Salon

The first impression is that of a home-like atmosphere. Of course, we're on a yacht but it doesn't have that characteristic of dark woods we typically see in the yachting world. This has bright woodwork, nice natural light coming in, and an overall fit-and-finish that we've come to expect from Kroger Express. It also has a very open feeling with 6'9" (2.06 m) of overhead clearance that includes grab rails going all the way across. That alone is a first indication that this a yacht made to be away from the dock.

Image not found or type unknown



The salon includes an L-shaped sofa around an expandable table. This owner went with area rugs over the Cherry and Holly decking.



To the port side are freestanding chairs with plenty of storage ahead and behind.

The windows are rather large so there's great visibility. They also come down quite low, which provides continued visibility from the seated position. More importantly, these windows open, and that's something you very rarely see nowadays. And because they open, they're not tinted to the darkness level that makes this salon into an enclosed cave.

While the sofa doesn't convert into a berth, it would be easy enough to simply remove the seatback cushions and use it as one. The table is freestanding, making it accommodating to take out into the aft

cockpit for alfresco dining. Forward is a 32" (81.28 cm) TV.


Fit-and-finish wise, there's excellent joinery work in all the satin finish Cherrywood. The decking is Cherry and Holly and made up of real planking as opposed to a veneer.

Galley

The galley is U-shaped, quite functional and full of elegant solutions. There are fiddles around all counters.


Granite is standard, but this owner chose marble for the counterwork. Over the propane stove, there's a large bi-fold piece of marble that serves as extra workspace. It opens on dual gas struts for cooking. Just above is an opening porthole for ventilation. There's a full-sized refrigerator freezer fronted in cherry.

Image not found or type unknown



The galley is U-shaped and fully outfitted for large meals. Notice the full-sized refrigerator with a custom fabricated cherry front.

Image not found or type unknown




The propane stove has a clever marble top that lifts on two struts. Notice the opening portlight for ventilation.

Aft Deck

The aft deck on the 52' is 104 sq. ft. (9.66 sq m) of open space to populate with pretty much whatever is desired. It's all protected from the extended overhead 7' (2.13 m) off the deck. Open the center gate to access the 26" (66.04 cm) deep swim platform. Right alongside the door is a hot and cold freshwater

shower. There are also boarding doors to both port and starboard, with latches to hold them in the open position nice and high.

Image not found or type unknown




The aft deck is an open floorplan and protected from the extended hardtop above. A center door leads to the swim platform. Boarding doors are to both sides.

Raised Pilothouse


We can access the raised pilothouse either through the salon and galley, or via a pair of Dutch doors to port and starboard. Grab handles are again across the overhead. There's a raised dinette providing company for the operator and it easily converts to a berth for the off watch. The helm is well laid out and includes redundant systems throughout.

Image not found or type unknown




The pilothouse helm is center-mounted and beautifully trimmed in cherry wood. Notice the chart table to starboard with chart storage underneath. The companionway leads to the staterooms below.

Image not found or type unknown




A settee allows the operator to have company when underway. It also converts to a berth for the off watch. Storage is below the first step. The stairs lead up to the flying bridge and down to the galley.

Image not found or type unknown



Externally, the Krogen Express 52' is kept as low maintenance as possible. Hence, the minimal wood trim around the pilothouse roof and surrounding the trunk cabin.




Dutch doors to both port and starboard provide quick access to the side decks. This makes for a user-friendly boat when operating short-handed, as owner/operators do.

Flying Bridge

The flying bridge is accessed from stairs at the rear of the raised pilothouse, allowing for quick access to and from the two operating stations, and of course to the side decks. This makes short work of operating short-handed as most cruising couples do. It's also great for communication from the galley ("You want mayo on that sandwich?").


Image not found or type unknown



The 52's flying bridge mixes a large gathering area with an equally spacious aft boat deck that can accommodate a dinghy or loose furniture.

Gatherings will be at an L-shaped settee with storage underneath. Typically, there's a protective Bimini overhead, but this is the first model with a hardtop. It's 6'8" (2.03 m) off the deck, and since we have a hardtop, we can fully enclose this whole flybridge deck.

Image not found or type unknown



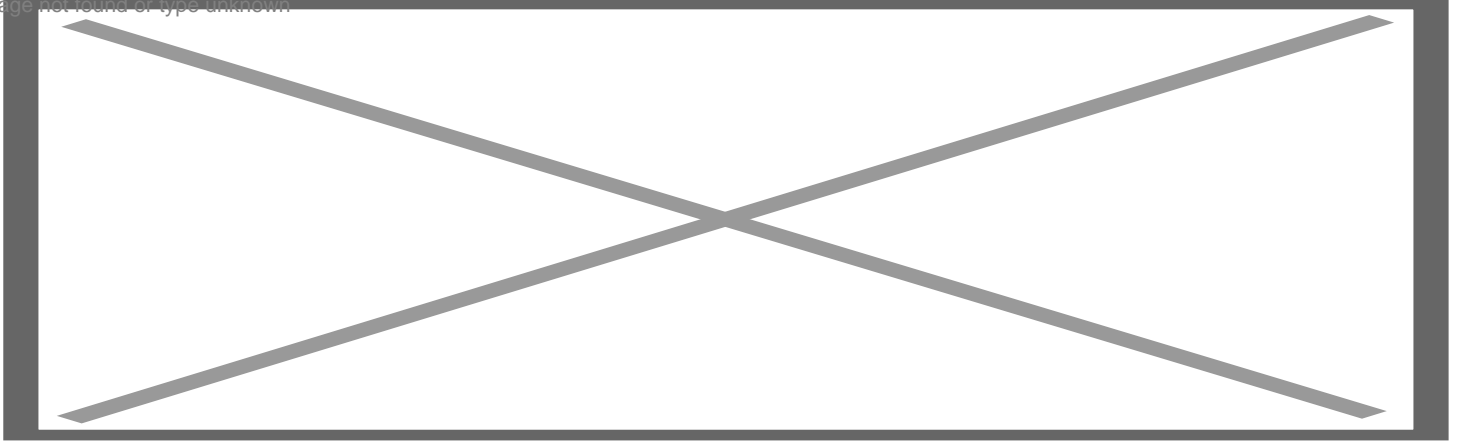
The flying bridge helm is also center-mounted. Gatherings will take place at the L-shaped settee.

Boat Deck

Further aft is an open space that's easily populated with deck chairs. Forward is a propane grill, and this area is not under the protection of the hardtop. A rail separates the open cooking area with the boat deck that includes a standard 11' (3.35 m) tender with a 30-hp Suzuki outboard that'll get launched with the 1,000-lb. (453.59 kg) capacity crane to the boat's port hand side.

Accommodations

Image not found or type unknown




While many modern yachts have the master stateroom aft, the 52 Express has the master fully forward and there's plenty of space for a queen berth plus two lounge seats.

Master Stateroom

A forward set of stairs from the raised pilothouse leads to the staterooms. The master stateroom is fully forward, and spacious is an understatement. Because the bow rises up to provide so much freeboard, this cabin boasts a full 7'4" (2.23 m) to the overhead. The berth is center mounted and it's a residential Queen at 60" x 80" (152.40 cm x 203.20 cm). There are seats to both sides to sit and relax while getting ready for the day. Of course, steps give easy access to the berth. The berth lifts on electric actuators to reveal storage, plus there's drawer storage everywhere. Krogen Express craftsmen even utilize what would otherwise be dead space to the side bulkheads for additional shelf storage. Natural light is provided from an overhead hatch and four opening portlights.

Image not found or type unknown



The master stateroom takes full advantage of the high freeboard offered by the bow to create a roomy atmosphere. The ceiling is 7'4" (2.23 m) overhead.


The ensuite has a separate walk-in shower, an opening portlight for ventilation, a rain shower faucet and a seat. There's a single-basin sink mounted into the marble counter. Again, granite is the standard.

VIP/Study

Aft and to the starboard side is an experience in creativity on the part of Krogen Express. The VIP stateroom serves primarily as a place of relaxation as well as office space, with a further nod to overnight accommodations. It really exemplifies the 52' as a cruising couple's boat.

There's an office desk and a sofa that easily converts into a berth that sleeps two. Additionally, the forward bulkhead conceals a Pullman-style drop-down berth, making this a three-person stateroom. There's deep storage and two additional lockers plus drawer storage underneath the sofa/berth.

Image not found or type unknown



The VIP stateroom is more a place of relaxation that converts to sleeping accommodations. Notice that the photo over the desk has a handle just above. Pull it to expose the pullman berth.

Laundry and Day Head

Just outside the stateroom is a cabinet with a stacked washer and dryer. Thankfully, the dryer is vented and it's 240-volts so yes, it does actually dry clothes. Across to port is the day head that is outfitted much like the master with a separate walk-in shower, opening portlight for ventilation and plenty of storage.

Engine Room


The engine room is just behind and it's positioned right under the raised pilothouse, which gives it headroom of 5'10" (1.77 m). There's 16" (40.64 cm) of walkspace between the twin 440-hp Yanmar engines. There are 185-gallon (700 L) water tanks to both sides, and both include sight tubes showing the level. There's easy access to the outboard sides of the engines to access the engine start batteries. Each engine is fed from dual fuel filters.

Moving aft, there's a definite reduction in the overhead clearance as it drops down to 3'5" (1.04 m). There's an overhead hatch that leads into the galley. Fuel tanks are to both sides and each holds 350-gallons (1,324.9 L), and both include sight gauges. Being a cruising yacht, both tanks also have large access ports for cleanout times.

Handling

The 52' is a heavy boat made for going the distance so naturally, she has a solid feel to her handling. Test day had near zero visibility and calm conditions, but light waves were completely unfelt. Onboard she has a responsive feel to the helm and the response comes slowly, as expected. Anytime she is cruising it's expected that the autopilot will be doing the work and the operator reverts to monitoring status. That said, she does have a predictable response when cranking her about, so when it comes time to avoid the myriad of fish pots and such that decorate our waters, she's up to the task.

Image not found or type unknown



With high freeboard and a molded in spray rail, the 52' presents a seaworthy and dry ride.


Image not found or type unknown



An anchor rests in a pulpit and is secured to an all-chain rode. A large hatch to the side leads to the cavernous rode locker.

At the dock, her low-speed maneuvering qualities were well suited and thruster responses are gentle and forgiving, but forceful enough that the crosswinds or cross-currents will be easily opposed. Thanks to the side doors, it's easy to communicate with the crew handling lines. From all perspectives, this is an ideal owner/operator's boat.

Image not found or type unknown



At a displacement speed of 8.6 knots, the Krogen Express 52' will keep going for over 1084 nm. Drop her down to 6 knots and she'll put over 1924 nm behind her.

Observations

Having spent a lot of time on this boat, it's easy to see that a lot of thought has gone into making this an ideal cruising couple's boat. She's also excellent for spending time offshore or even as a liveaboard. Even though she's not intended for crossing oceans, she's just so inviting as an extended cruiser. And that's just what Krogen Express customers are looking for.