

Scout 251 XSS

Price

Base Price

Specifications

Length Overall	24'10"
BEAM	8'6"
Dry Weight	2300 Lbs
Tested Weight	
Draft	13"
Draft Up	
Draft Down	
Air Draft	
Deadrise/Transom	18 Degree
Max Headroom	
Bridge Clearance	
Weight Capacity	
Person Capacity	10
Fuel Capacity	68 Gallons

Water Capacity	
Length on Trailer	
Height on Trailer	
Trailer Weight	
Total Weight	
Aft Deck	
Salon Inside Width	
Salon Fore & Aft	
Salon Height	
Salon Volume	
Galley Volume	
Master SR Width	
Master SR fore & Aft	
Master SR Overhead	
Master SR Volume	
Eng. Room Volume	

Acceleration Times & Conditions

Time to Plane	
0 to 20	
Ratio	
Props	
Load	
Climate	

Builders Commentary

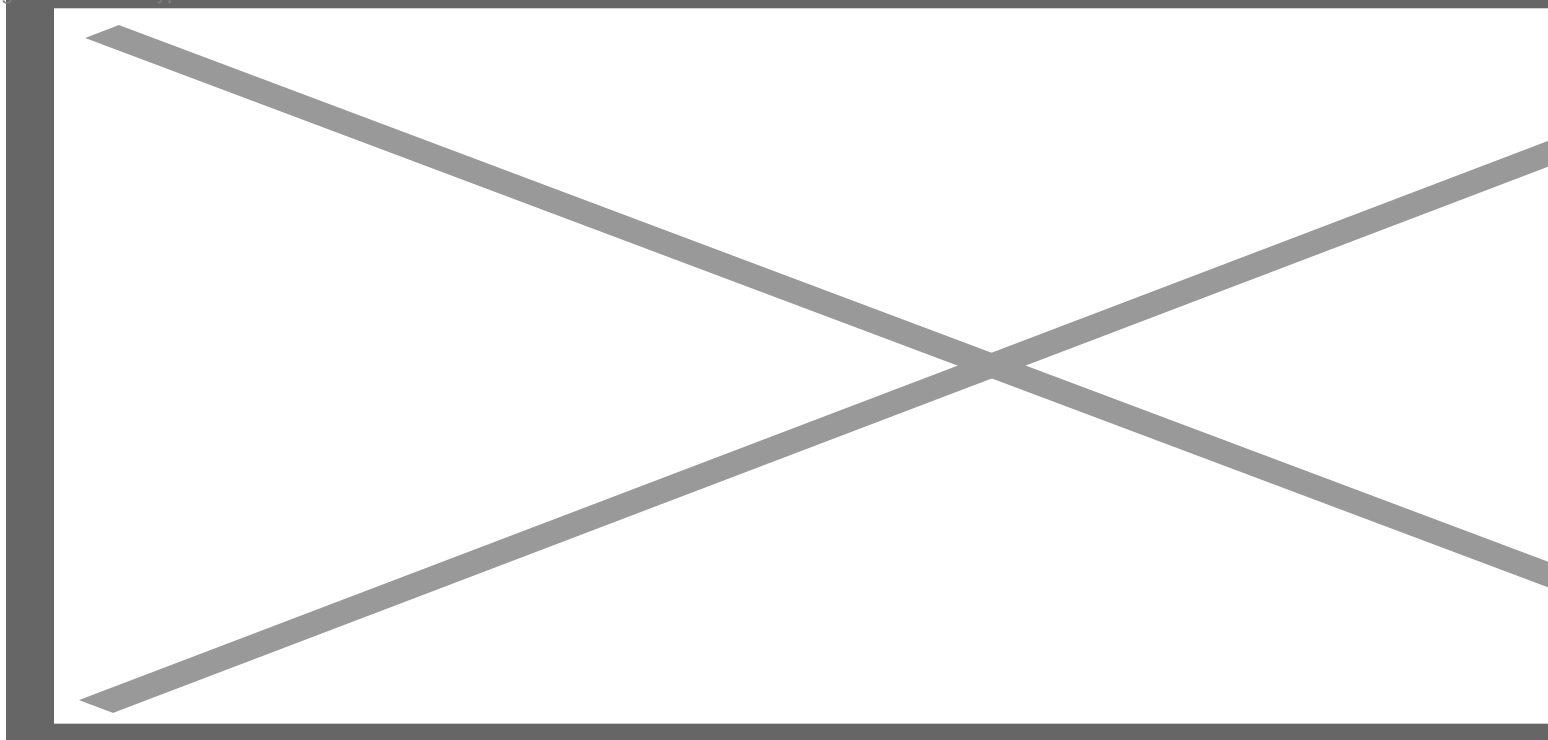
The 251 XSS, with forward seating, was designed to be a “hybrid” model capable of handling and performing in both inshore and offshore waters. This model has a draft of approximately 13” for backwater fishing; while the proud bow, hull design, depth and freeboard allow it to slice through offshore waves while keeping you dry.

Standard features include a large anchor locker, port and starboard lockable rod storage boxes, high performance leaning post with rod holders, transom ladder and trim tabs. Optional features include rear deck jump seat cushions, port aerated bait well and a porta potti just to name a few.

Beyond the stunning lines, ample fishing features and creature comforts Scout is known for, the 251 XSS also showcases Scout’s revolutionary T-top/glass enclosure, which was awarded a U.S. Design Patent.

Layout

Image not found or type unknown



Interior

Image not found or type unknown





Image not found or type unknown



All Rights Reserved © 2024 BoatTEST.com, LLC

Image not found or type unknown




Image not found or type unknown



Image not found or type unknown




Image not found or type unknown




Image not found or type unknown



Image not found or type unknown

